



US 20150157149A1

(19) **United States**

(12) **Patent Application Publication**  
**Ash**

(10) **Pub. No.: US 2015/0157149 A1**

(43) **Pub. Date: Jun. 11, 2015**

(54) **BOWL/MUG SYSTEM FOR PLAYING WITH FOOD**

**Publication Classification**

(71) Applicant: **Max'is Creations, Inc.**, Boston, MA (US)

(51) **Int. Cl.**  
*A47G 19/22* (2006.01)  
*B65D 25/28* (2006.01)

(72) Inventor: **Max J. Ash**, Weston, MA (US)

(52) **U.S. Cl.**  
CPC ..... *A47G 19/2227* (2013.01); *B65D 25/2805* (2013.01)

(21) Appl. No.: **14/624,892**

(22) Filed: **Feb. 18, 2015**

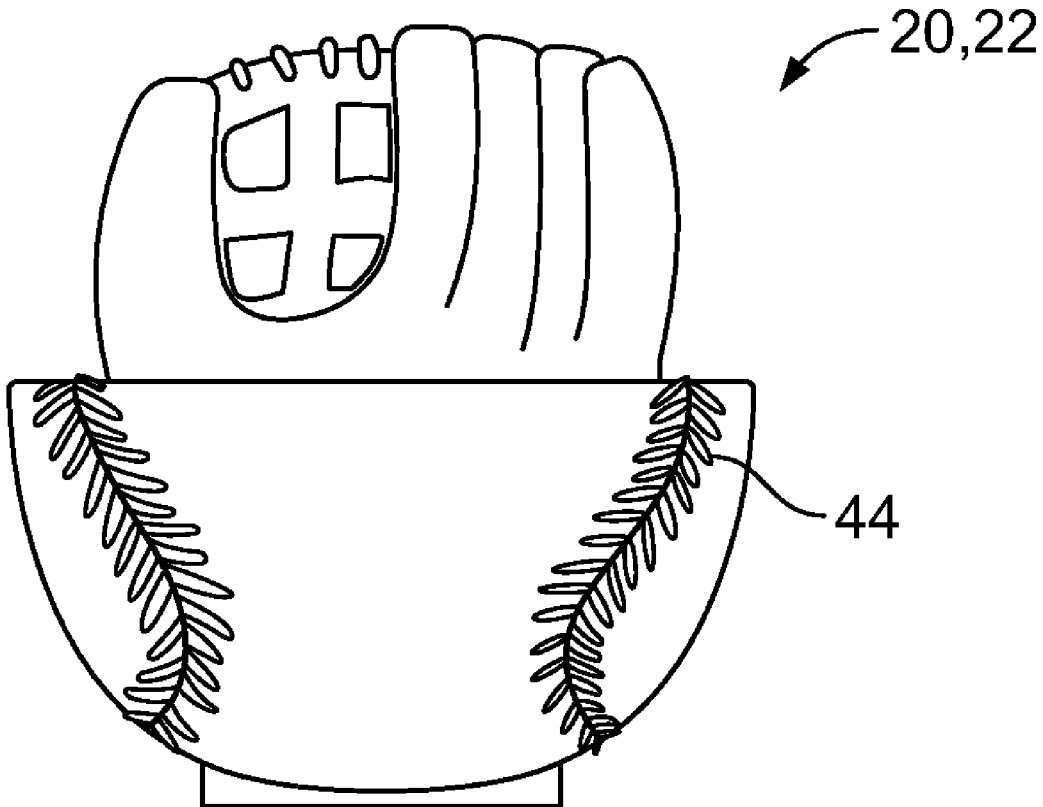
(57) **ABSTRACT**

**Related U.S. Application Data**

(63) Continuation-in-part of application No. 29/475,295, filed on Dec. 2, 2013, now Pat. No. Des. 723,336.

(60) Provisional application No. 61/941,187, filed on Feb. 18, 2014.

A bowl or mug system has various extensions from the handle or rim portions that are indicative of parts of various sports games, such as soccer and hockey nets, field-goal posts, and other extensions containing openings, holes, or back stops that are connected to the rim or handle of a mug and extend over the open container portion of the mug or bowl. Embodiments also contain launching platforms formed opposite from the sports equipment.



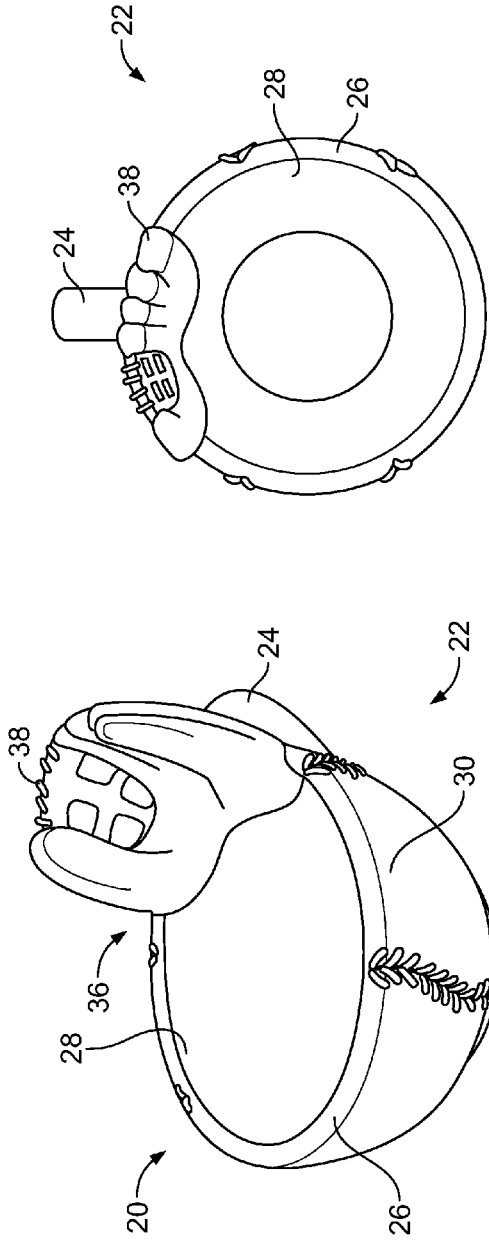


FIG. 1B

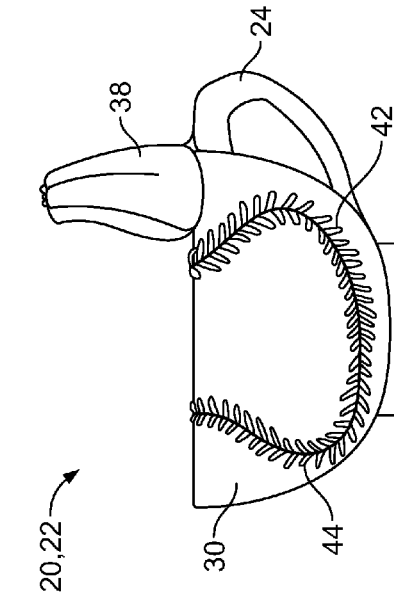


FIG. 1D

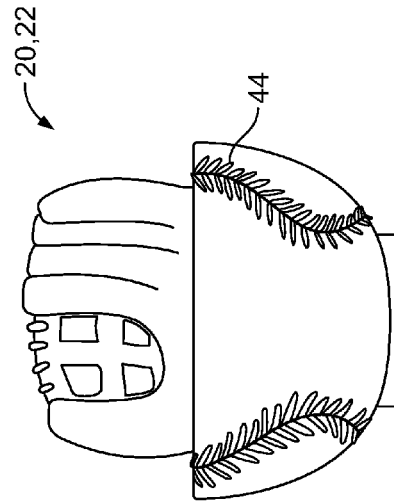


FIG. 1C

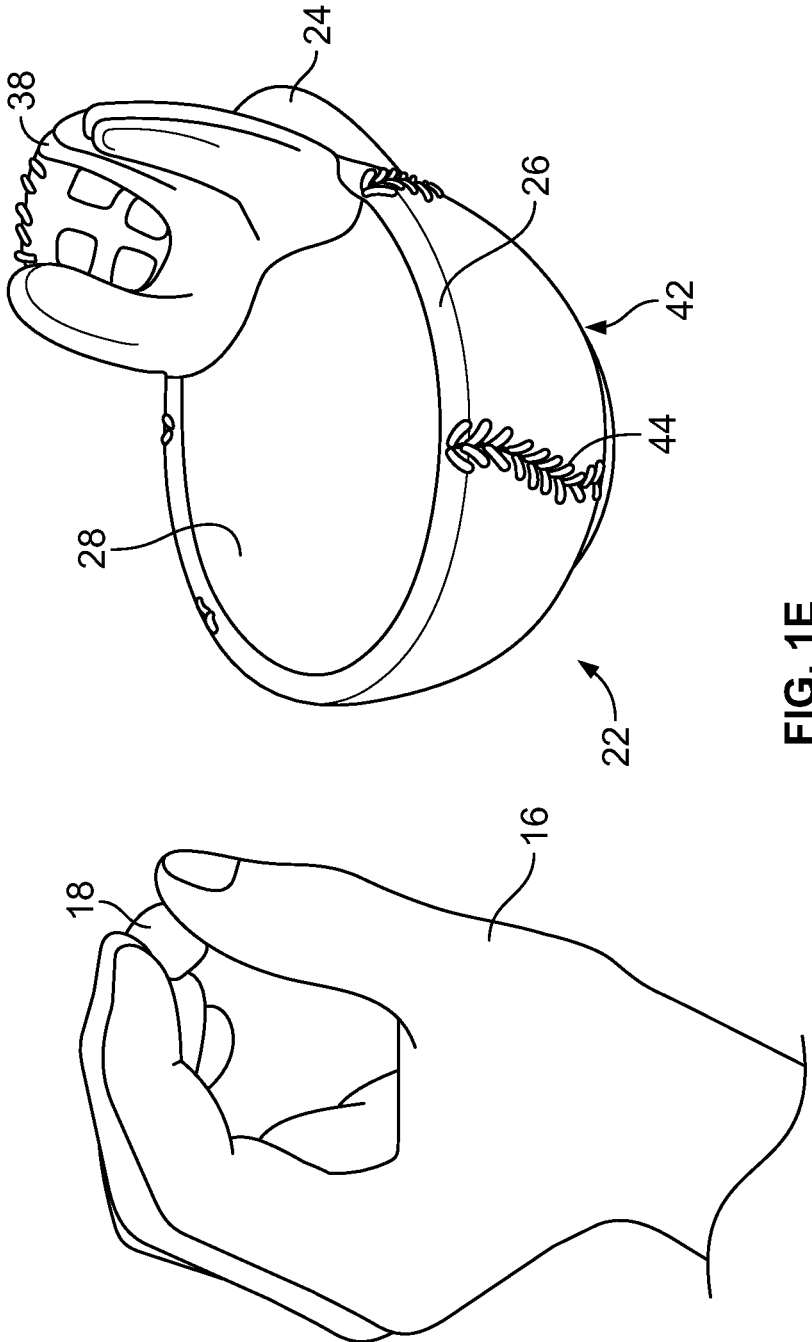
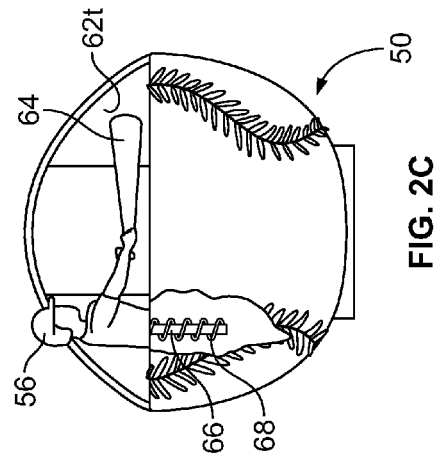
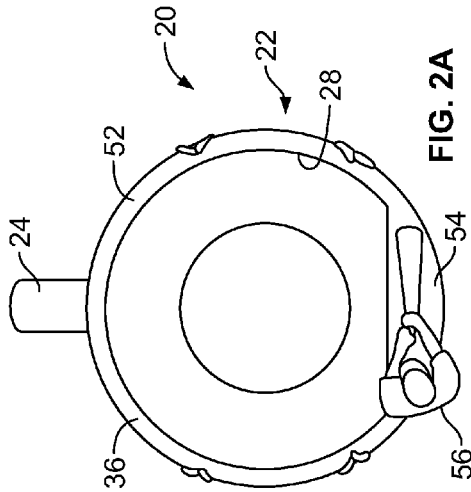
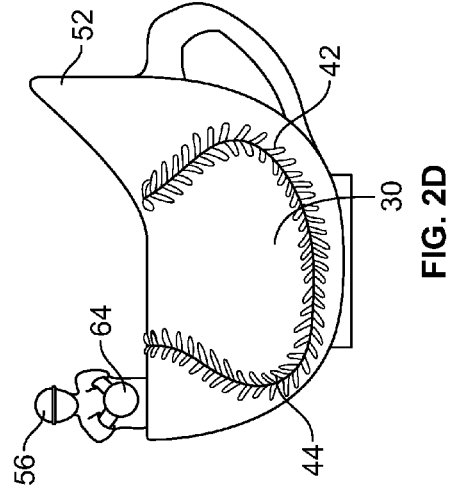
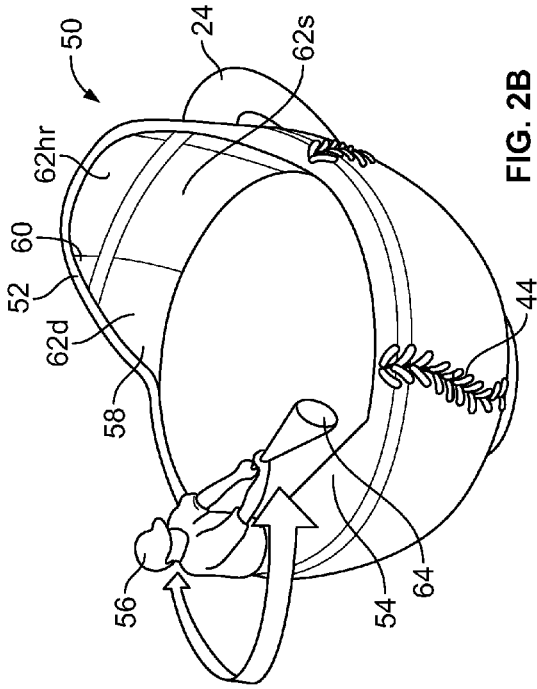


FIG. 1E



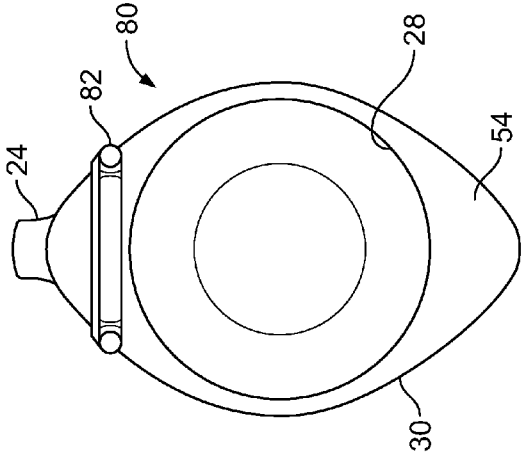


FIG. 3B

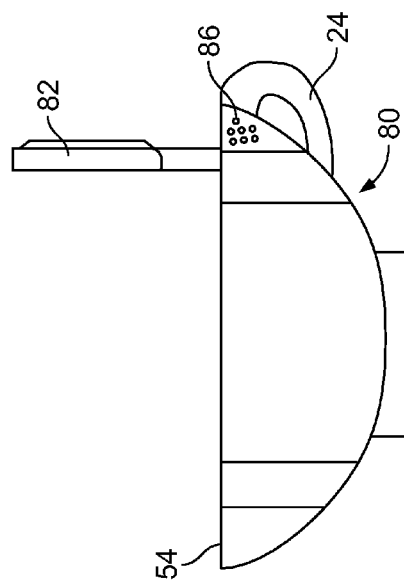


FIG. 3D

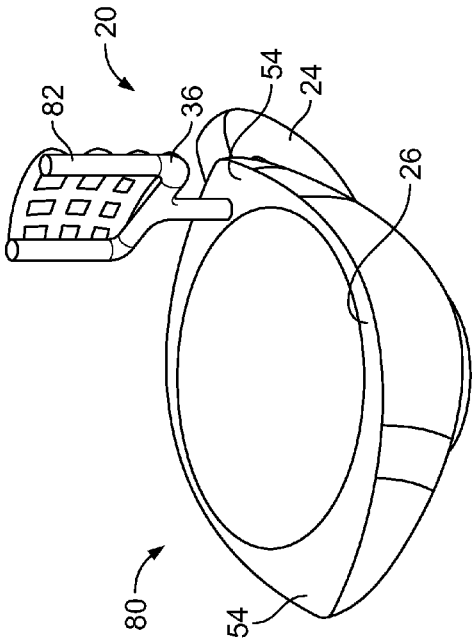


FIG. 3A

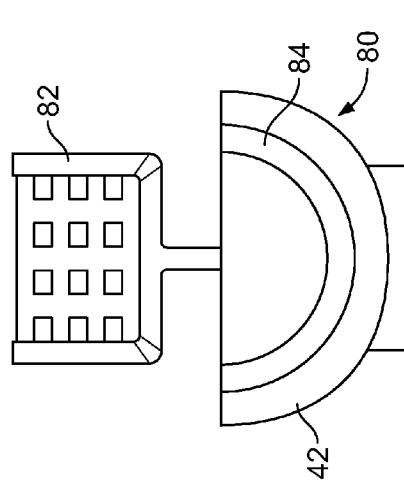


FIG. 3C

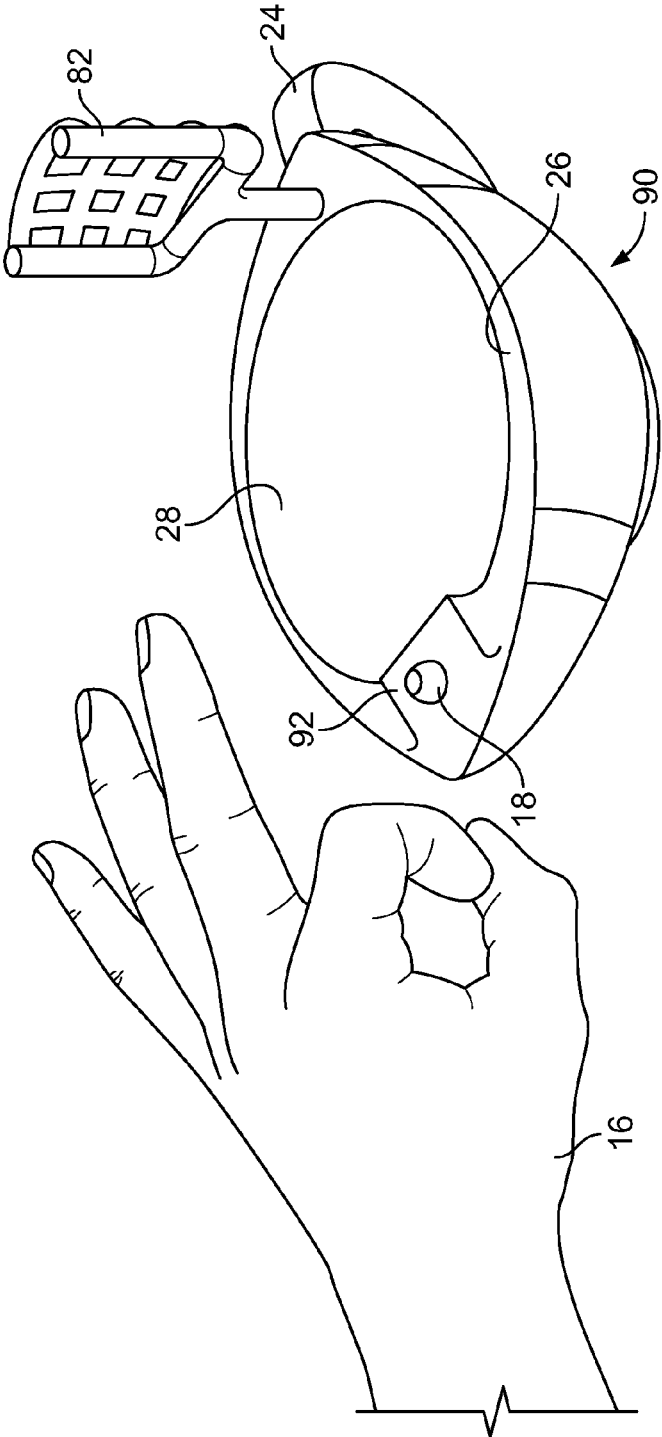


FIG. 3E

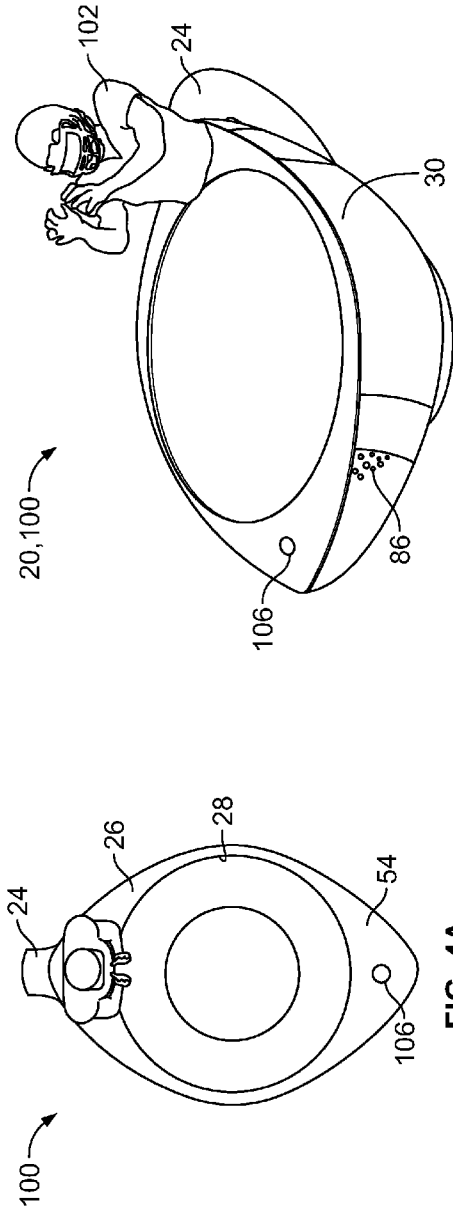


FIG. 4B

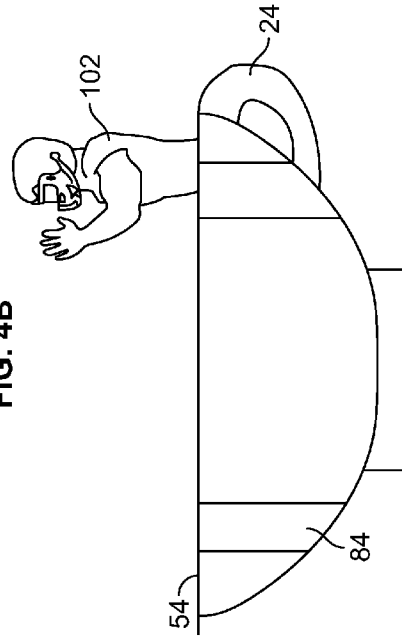


FIG. 4D

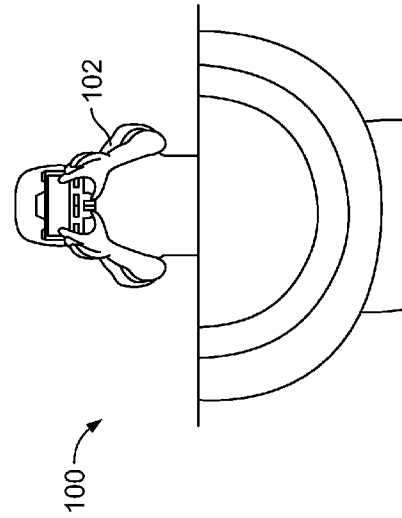


FIG. 4C

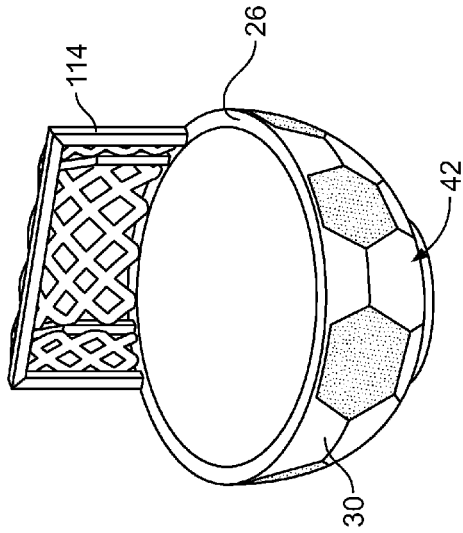


FIG. 5B

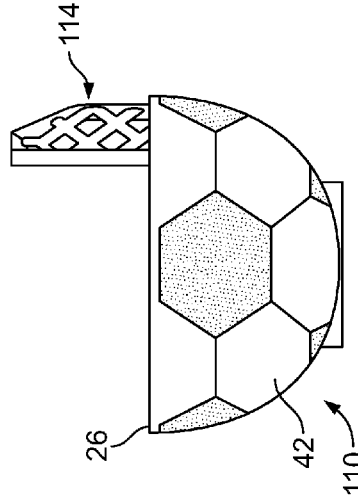


FIG. 5D

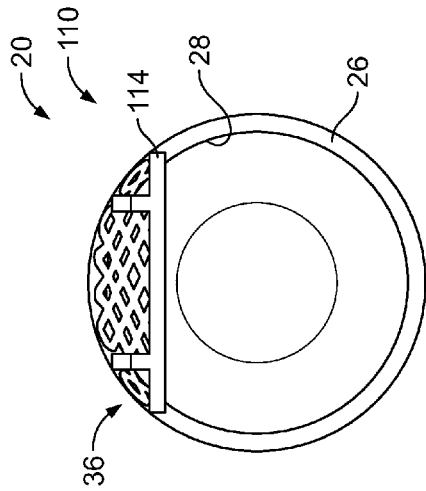


FIG. 5A

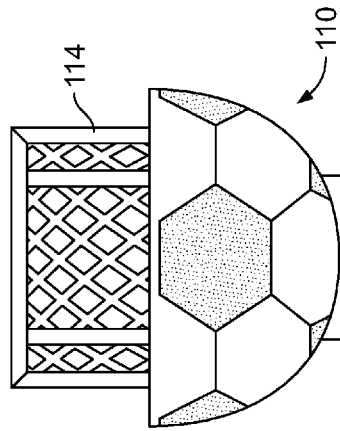


FIG. 5C



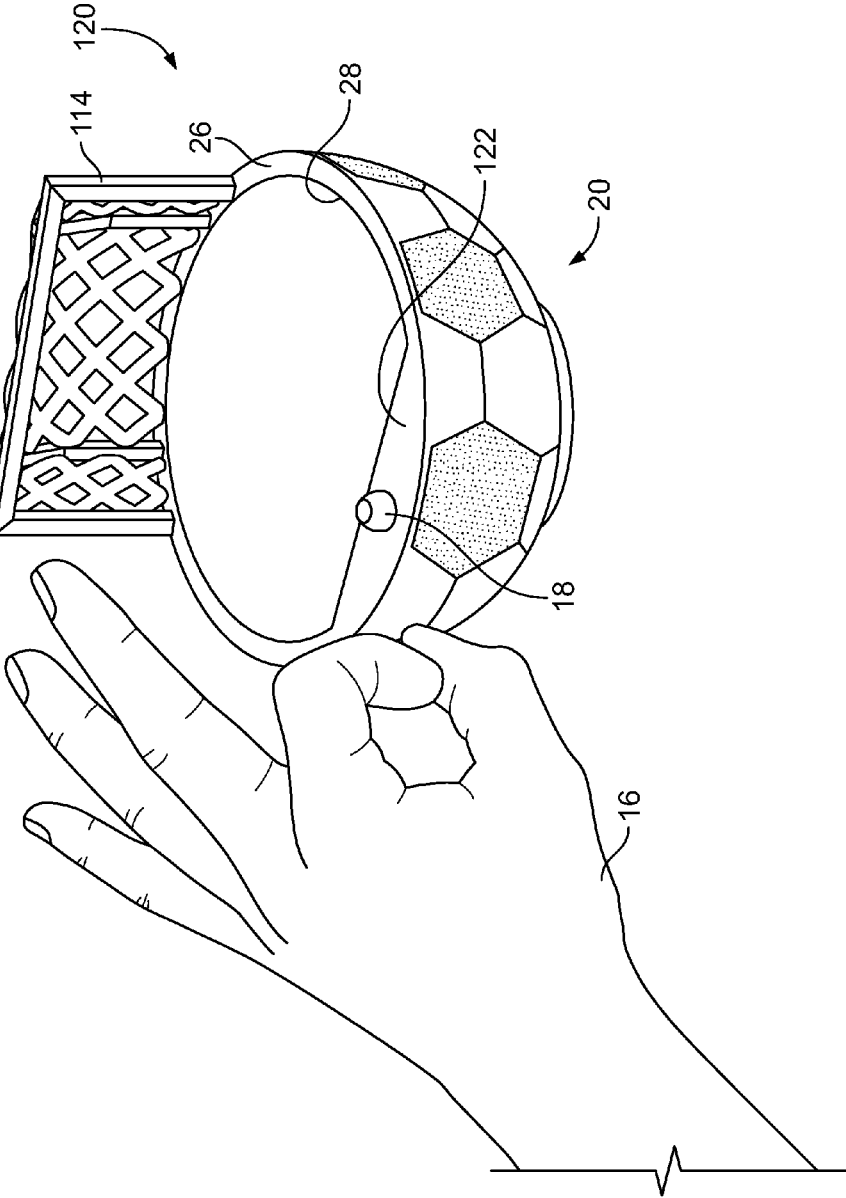


FIG. 5E

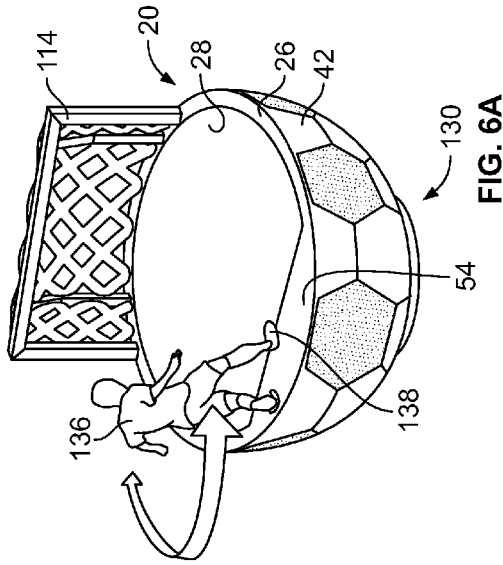


FIG. 6A

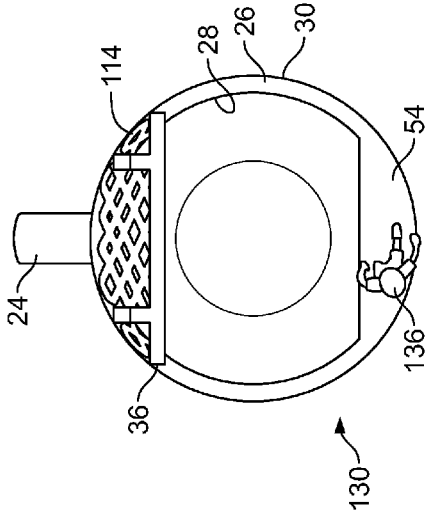


FIG. 6B

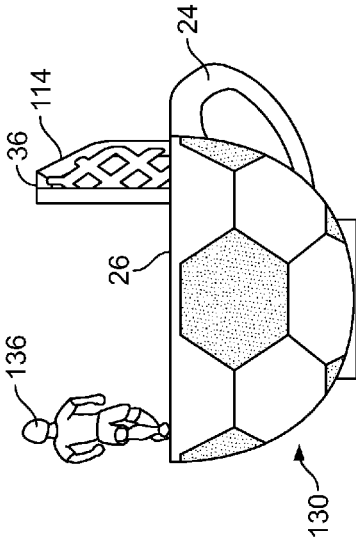


FIG. 6D

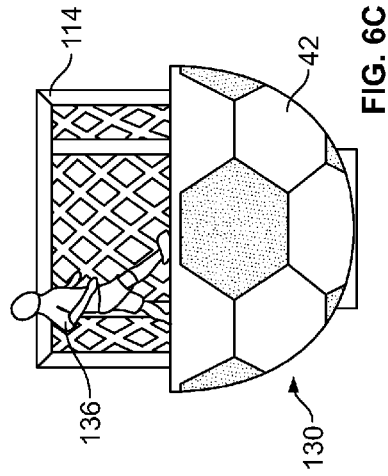
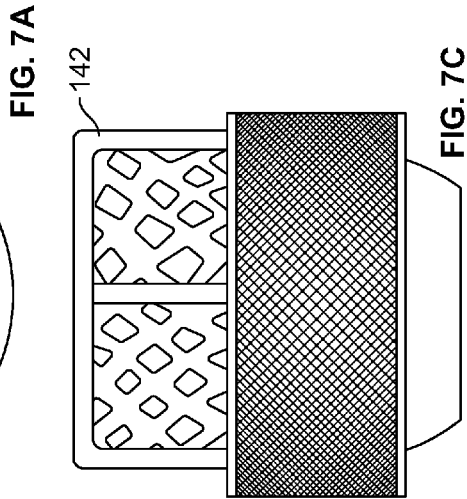
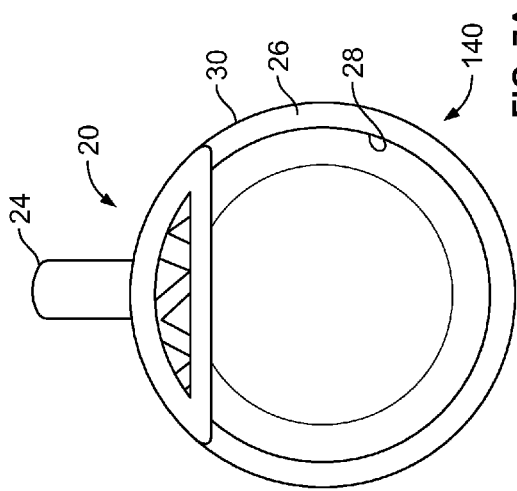
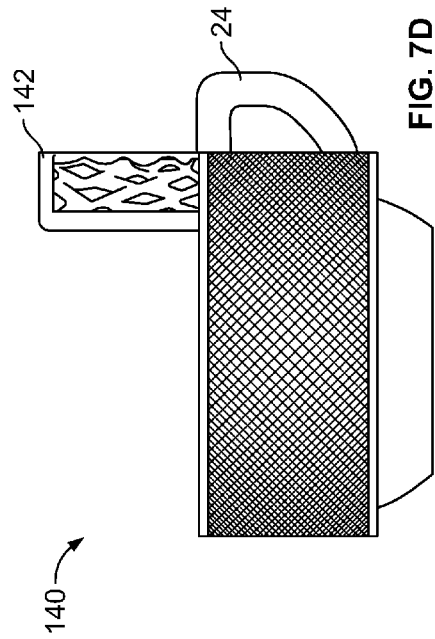
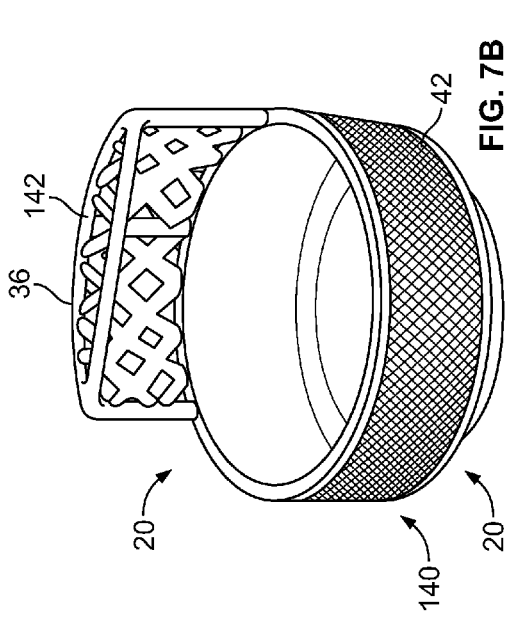


FIG. 6C



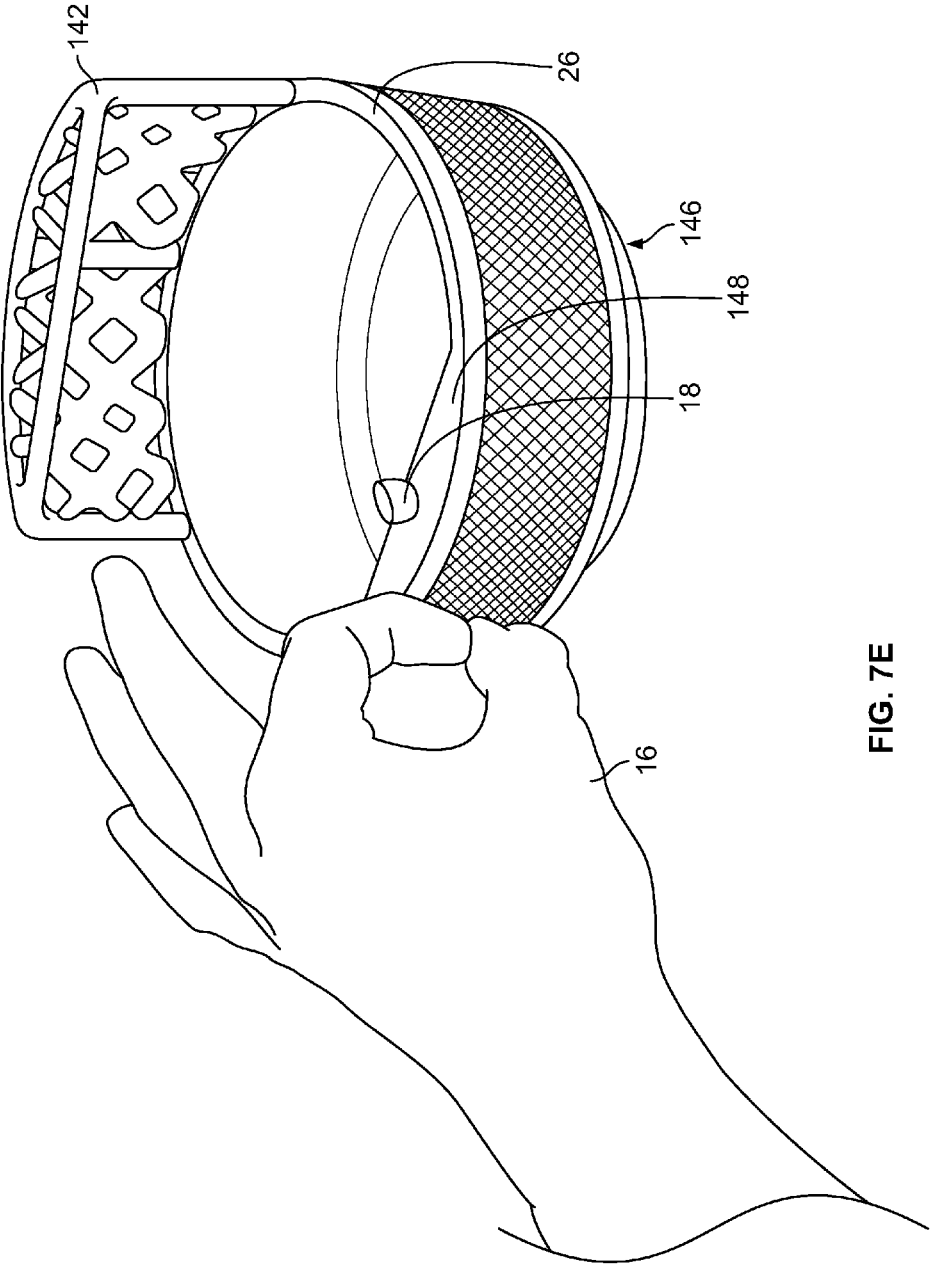
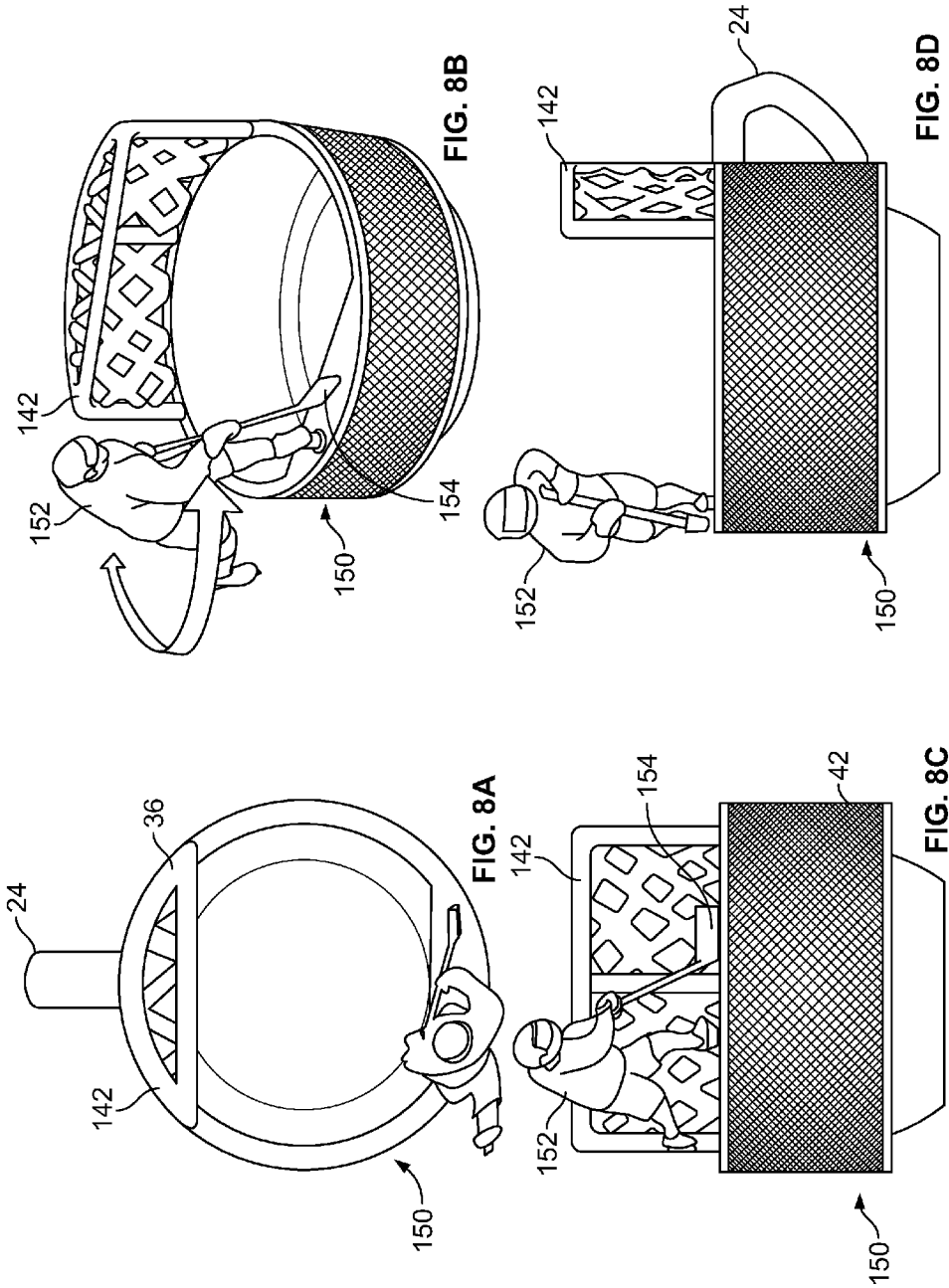


FIG. 7E



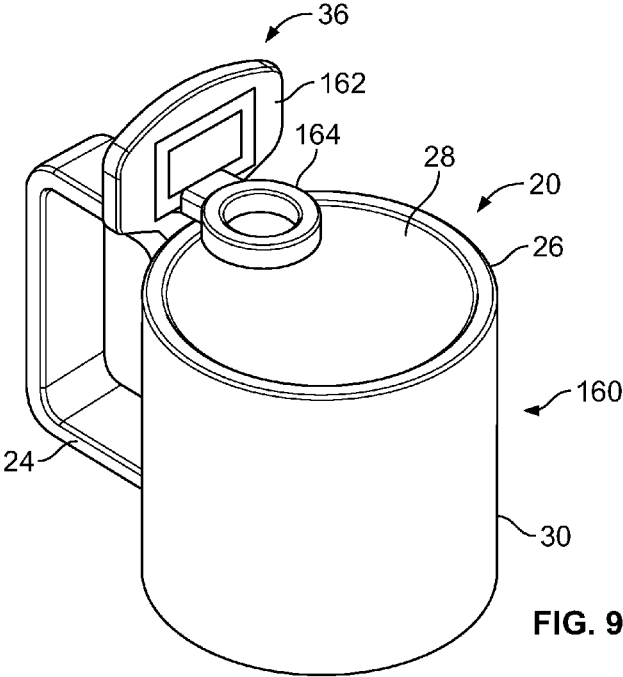


FIG. 9A

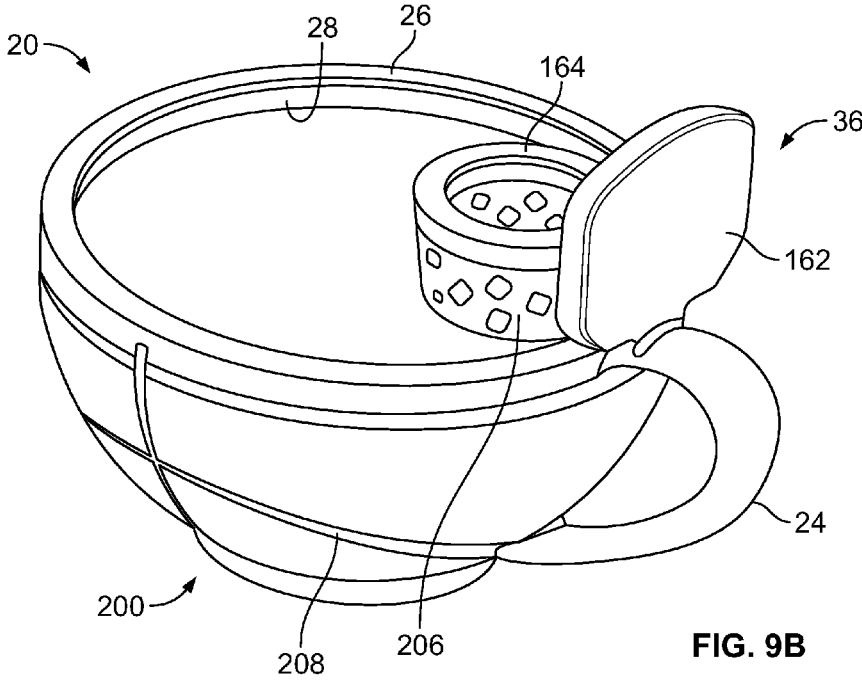


FIG. 9B

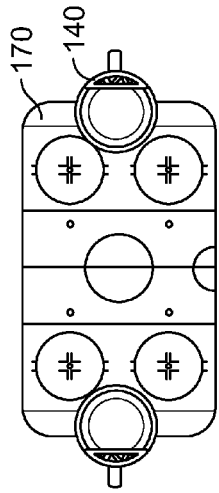


FIG. 10A

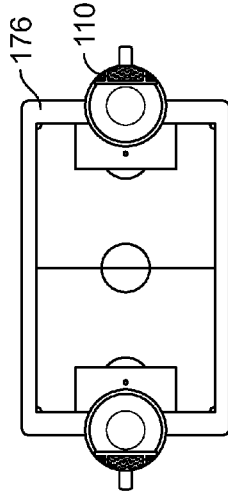


FIG. 10B

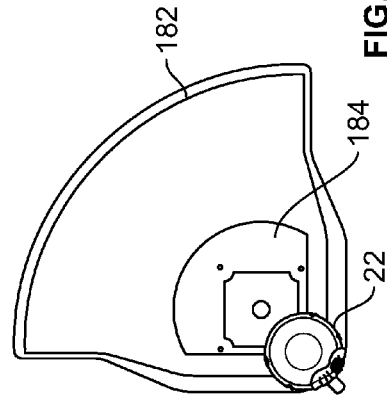


FIG. 10C

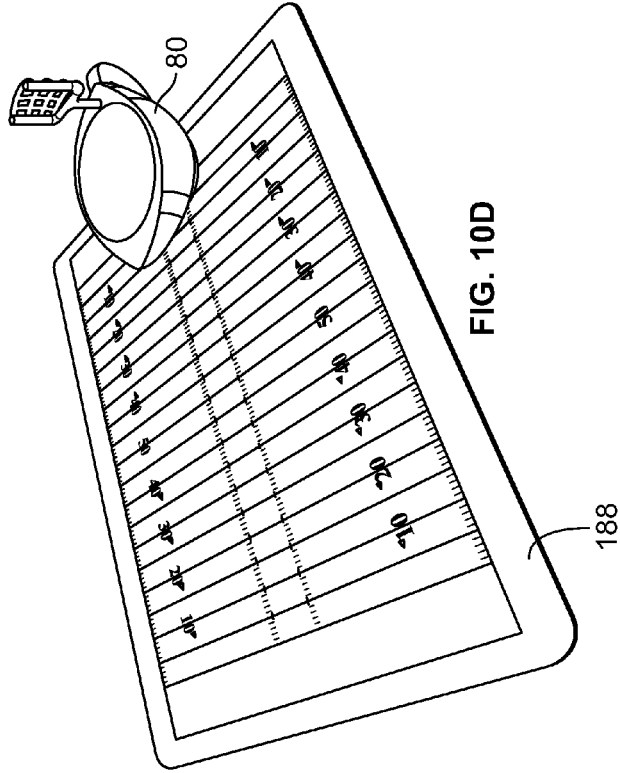


FIG. 10D

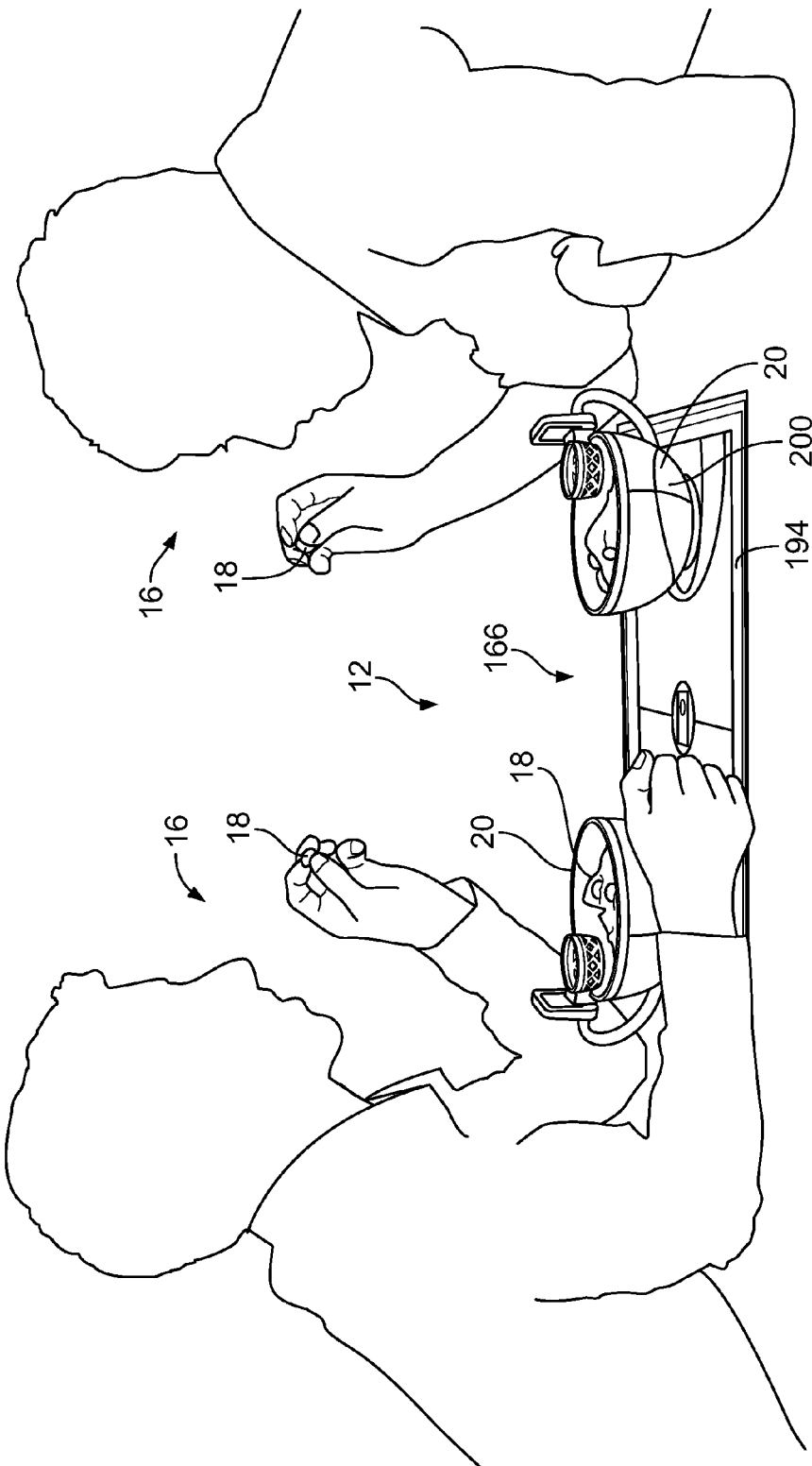
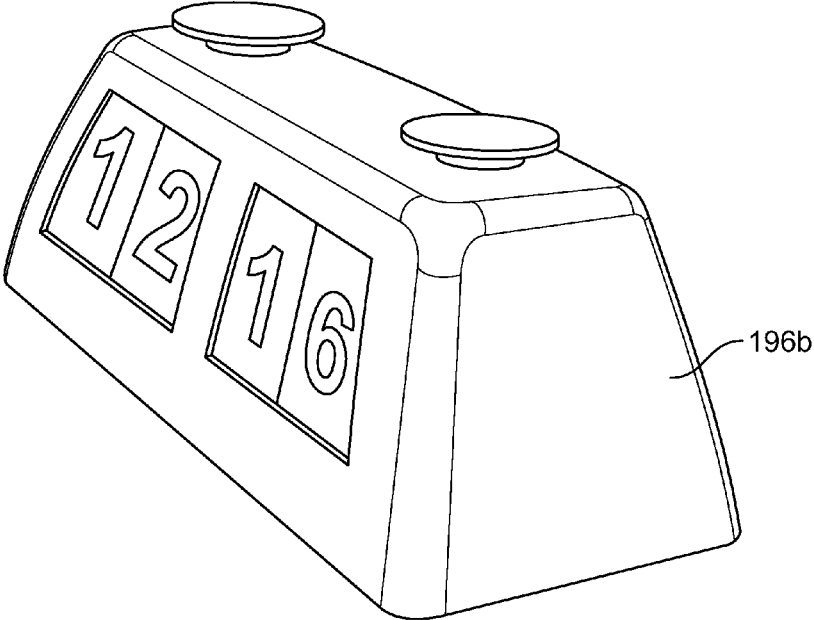
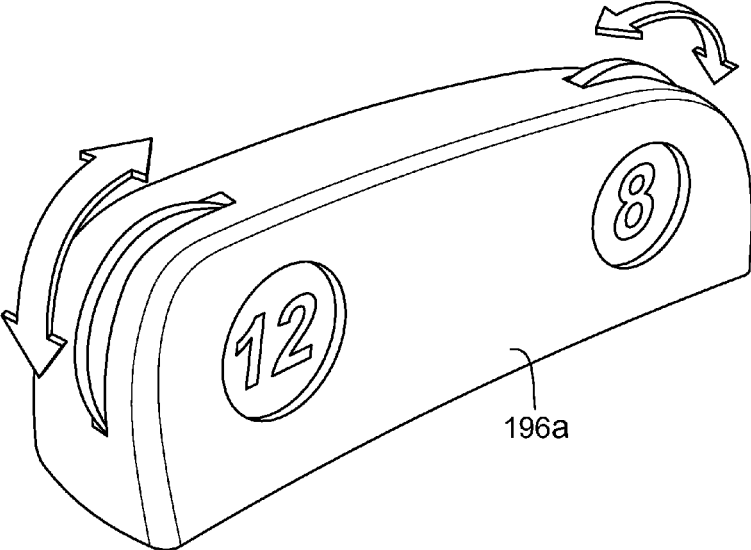


FIG. 10E





## BOWL/MUG SYSTEM FOR PLAYING WITH FOOD

### CROSS-REFERENCE TO RELATED APPLICATIONS

**[0001]** This application is a continuation-in-part of U.S. patent application Ser. No. 29/475,295 filed on Dec. 2, 2013 and claims the benefit of U.S. Patent Application 61/941,187 filed on Feb. 18, 2014, both of which are incorporated herein by reference.

### COPYRIGHT STATEMENT

**[0002]** A portion of the disclosure of this patent application document contains material that is subject to copyright protection including the drawings. The copyright owner has no objection to the facsimile reproduction by anyone of the patent document or the patent disclosure as it appears in the Patent and Trademark Office file or records, but otherwise reserves all copyright rights whatsoever.

### FIELD OF THE INVENTION

**[0003]** The present invention relates to a vessel such as bowls and mugs and more particularly to bowls and mugs for enhancing playing with food.

### BACKGROUND OF THE INVENTION

**[0004]** Presently, bowls and mugs exist to contain a beverage or food therein. A number of mugs and bowls exist that have various shapes, forms, or pictures present thereon. There are few mugs or bowls that exist to incite mimicking sports play with food.

### SUMMARY OF THE INVENTION

**[0005]** It is recognized that there is a need for a food or drink vessel such as a bowl or mug system to induce or inspire sports play and fun interaction with food and beverages. The system described herein provides a platform for engaging and interacting with food and beverage in a manner that mimics a particular sport or sports' play.

**[0006]** In one embodiment a mug comprising an open container portion and handle portion has a protruding sports equipment item (such as a baseball glove, basketball net, field goal post, soccer or hockey goal/net, baseball outfield wall, etc.) extending from one edge of the container. On an opposite edge of the container a delivery platform is formed (such as golf tee mount, baseball tee, football tee, flat platform, etc.). The delivery platform is configured to hold an item of food to be propelled or launched toward the opposite side of the container where the protruding sports equipment resides.

**[0007]** In some variations of the above embodiment, the sports equipment item resides on the same side as a handle, thus forming a mug.

**[0008]** In an embodiment, a vessel including a container configured to hold a beverage has an open end and has a lip portion having an extension indicative of sporting equipment extending from the lip that forms a target and is positioned over the open end of the container.

**[0009]** In an embodiment, the vessel has a handle portion extending from a sidewall of the container defining a mug. In an embodiment, the extension indicative of sporting equipment extends from the handle portion.

**[0010]** In an embodiment, the vessel includes a platform formed opposite of the sporting equipment. In an embodiment, the platform has an incline. In an embodiment, the platform has a recess adapted to receive a food product.

**[0011]** In an embodiment, the lip portion of the vessel is in the cross-sectional shape of a piece of sports equipment. In an embodiment, the cross-sectional shape is a football. In an embodiment, the cross-sectional shape is circular.

**[0012]** In an embodiment, the extension indicative of a sporting equipment is from the group of a baseball glove; an outfield wall; a football goal post; a basketball basket; a soccer goal; and a hockey net.

**[0013]** In an embodiment, the vessel is a bowl.

**[0014]** In an embodiment of a play system, the system includes at least one vessel and a placemat for receiving the one vessel. The vessel includes a container configured to hold a beverage and has an open end and a lip. The vessel has an extension indicative of sporting equipment extending from the lip that forms a target and is positioned over the open end of the container.

**[0015]** In another embodiment, a sports figurine or athlete is mounted on or near the delivery platform. This figurine in some variations may be rotatable. In other variations the figurine may have a return mechanism that causes the figurine to rotate back to its original position after being rotated by a user. This helps to mimic a swinging or kicking motion of a baseball figurine, soccer figurine, hockey figurine, and so forth. During the return motion the figurine may then propel the food item on the delivery platform towards the opposite side where the sports equipment item is located.

**[0016]** It is also contemplated to have multiple rotating axis about which the figurine could be actuated. For example, the figure could rotate along the yaw, roll, and pitch axis.

**[0017]** It is to be understood that the features of the various embodiments described herein are not mutually exclusive and may exist in various combinations and permutations.

### BRIEF DESCRIPTION OF THE DRAWINGS

**[0018]** The foregoing and other objects, features, and advantages of the invention will be apparent from the following description of particular embodiments of the invention, as illustrated in the accompanying drawings in which like reference characters refer to the same parts throughout the different views. The drawings are not necessarily to scale, emphasis instead being placed upon illustrating the principles of the invention.

**[0019]** FIG. 1A is a perspective view of a mug having a baseball glove extending from the lip of the mug near the handle;

**[0020]** FIG. 1B is a top view of the mug of FIG. 1A;

**[0021]** FIG. 1C is a front view of the mug of FIG. 1A;

**[0022]** FIG. 1D is a side view of the mug of FIG. 1A;

**[0023]** FIG. 1E is a perspective view of the user pitching a food product into the mug of FIG. 1A;

**[0024]** FIG. 2A is a top view of a mug having a baseball outfield wall extending from the lip of the mug near the handle and a platform with a baseball figurine on the opposite side from the handle;

**[0025]** FIG. 2B is a perspective view of the mug of FIG. 2A;

**[0026]** FIG. 2C is a front view of the mug of FIG. 2A;

**[0027]** FIG. 2D is a side view of the mug of FIG. 2A;

**[0028]** FIG. 3A is a perspective view of a mug having a cross-section of a football at the lip and a football field goal post extending from the lip of the mug near the handle;

[0029] FIG. 3B is a top view of the mug of FIG. 3A;  
 [0030] FIG. 3C is a front view of the mug of FIG. 3A;  
 [0031] FIG. 3D is a side view of the mug of FIG. 3A;  
 [0032] FIG. 3E is a perspective view of a mug similar to that of FIG. 3A with an inclined platform at the opposite end, apex, from the football field goal;  
 [0033] FIG. 4A is a top view of an alternative embodiment of a mug having a football figurine extending from the end of the mug having a handle and a platform on the opposite end that in part forms the cross-section of a football;  
 [0034] FIG. 4B is a perspective view of the mug of FIG. 4A;  
 [0035] FIG. 4C is a front view of the mug of FIG. 4A;  
 [0036] FIG. 4D is a side view of the mug of FIG. 4A;  
 [0037] FIG. 5A is a top view of an alternative embodiment of a bowl having a soccer goal extending from the end of the bowl;  
 [0038] FIG. 5B is a perspective view of the bowl of FIG. 5A;  
 [0039] FIG. 5C is a front view of the bowl of FIG. 5A;  
 [0040] FIG. 5D is a side view of the bowl of FIG. 5A;  
 [0041] FIG. 5E is a perspective view of a bowl similar to that of FIG. 5A with a platform at the opposite side from the soccer goal;  
 [0042] FIG. 6A is a perspective view of an alternative embodiment of a mug having a soccer goal extending from the lip of the end of the mug having a handle and a platform on the opposite end that has a rotatable soccer figurine;  
 [0043] FIG. 6B is a top view of the mug of FIG. 6A;  
 [0044] FIG. 6C is a front view of the mug of FIG. 6A;  
 [0045] FIG. 6D is a side view of the mug of FIG. 6A;  
 [0046] FIG. 7A is a top view of an alternative embodiment of a mug having a hockey goal extending from the end of the mug having a handle;  
 [0047] FIG. 7B is a perspective view of the mug of FIG. 7A;  
 [0048] FIG. 7C is a front view of the mug of FIG. 7A;  
 [0049] FIG. 7D is a side view of the mug of FIG. 7A;  
 [0050] FIG. 7E is a perspective view of a mug similar to that of FIG. 7A with a platform at the opposite side from the hockey goal;  
 [0051] FIG. 8A is a top view of a mug having a hockey goal extending from the lip of the mug near the handle and a platform with a rotatable hockey figurine on the opposite side from the handle;  
 [0052] FIG. 8B is a perspective view of the mug of FIG. 8A;  
 [0053] FIG. 8C is a front view of the mug of FIG. 8A;  
 [0054] FIG. 8D is a side view of the mug of FIG. 8A;  
 [0055] FIG. 9A is a perspective view of a mug having a basketball backboard and a rim extending from the lip of the mug having a handle;  
 [0056] FIG. 9B is a perspective view of an alternative embodiment of a mug having a basketball backboard and net extending from the lip of the mug having a handle;  
 [0057] FIG. 10A is a top view of a hockey rink placemat with a pair of mugs;  
 [0058] FIG. 10B is a top view of a soccer field placemat with a pair of mugs;  
 [0059] FIG. 10C is a top view of a baseball field placemat with a mug;  
 [0060] FIG. 10D is a perspective view of a football field placemat with a mug;  
 [0061] FIG. 10E is a perspective view of a basketball court placemat with a pair of mugs; and  
 [0062] FIGS. 11A-11B illustrate various counters that may be incorporated into the systems shown in FIGS. 10A-10D.

#### DETAILED DESCRIPTION OF THE PREFERRED EMBODIMENT

[0063] Imaginative persons have been known to mentally transform ordinary objects such as trash cans into baskets for play as if they were throwing a real basketball into a basketball hoop. Mugs and bowls have this natural shape and opening into which anything in a person's hand may be thrown. For example, marshmallows may be such an object thrown into a mug containing hot chocolate. The play and interaction between the items mentioned (mug, hot chocolate, and marshmallows) provide entertainment and even creative opportunities that may be positive for mental health.

[0064] Described herein are several embodiments of containers or vessels, mugs, and bowls with extensions that are indicative of various types of sports equipment including field goal posts, goalie nets, hockey nets, basketball backboard and net, baseball gloves, outfield or back field wall, and so forth that help facilitate such play and creativity when a person is interacting with their food and beverage (or any other object or liquid) that may be placed in such vessels. In addition to indicative of various types of sports equipment, the vessels can include sports figurines including baseball player, soccer player, hockey player, and football player.

[0065] Referring to FIG. 1A, a perspective view of a vessel 20 is shown. The vessel 20 is a container which is a mug 22. A mug 22 is generally considered a drinking cup having a handle 24 and often made of a heavy substance such as earthenware, as seen in FIG. 1A. However, as shown in the various embodiments, the mugs 22 are not limited to a cylindrical shape. The mug 22 has a lip or rim 26 between an interior surface 28 and the exterior surface 30. The mug 22 has an extension indicative 36, which in this embodiment is a baseball glove 38, which is formed integral with the mug 22 and extends upward from the lip 26 of the mug 22 near the handle 24.

[0066] Referring to FIG. 1B, a top view of the mug 22 is shown. The extension indicative 36, the baseball glove 38, extends upward, out of the page in the FIG, from the lip 26. The baseball glove 38 is located near the handle 24.

[0067] Referring to FIG. 1C, a front view of the mug 22 of FIG. 1A is shown. A side view of the mug of FIG. 1A is shown in FIG. 1D. In addition to the baseball glove 38 extending upward, the mug has a design 42 which in this embodiment is a stitch pattern 44 formed on the exterior surface 30.

[0068] Referring to FIG. 1E, a perspective view of a user 16 pitching a food product 18 into the mug of FIG. 1A is shown. The baseball glove 38 extends from the lip 26 of mug 22 in proximity to the handle 24. The user 16 may, as illustrated, throw marshmallows, a food product 18, into the extending glove 38. The marshmallows, the food product 18, drop into the interior of the mug 22 which could contain hot chocolate. The design 42 of the stitch pattern 44 formed on the exterior surface 30 is shown.

[0069] The glove 38 may be formed out of plastic, ceramic, metal, glass, and other known materials to create mugs 22 and containers. While in the embodiment shown, the glove 38 and the mug 22 are formed integral to and of the same material, it is recognized that the extension indicative 36, the glove 38 in this embodiment, could be formed of a different material from the vessel 20, the mug 22. In the embodiments shown here the lip, rim or edge 26 of the mug 22 has a consistent shape and thickness.

[0070] Referring to FIG. 2A, a top view of an alternative vessel 20, a mug 50 is shown. The mug 50 has an extension

indicative 36 which in this embodiment is a baseball outfield wall 52, as best seen in FIG. 2B, extending from the lip 26 of the mug 50 near the handle 24. The mug 50 has a platform 54 which is a larger area of the lip or rim 26 on the side opposite the handle 24. The mug 50 has a baseball figurine 56 on the platform 54.

[0071] Referring to FIG. 2B, a perspective view of the mug 50 of FIG. 2A is shown. The baseball outfield wall 52 has a series of marks 58 showing various areas including lines 60 and categories 62, such as single 62s; double 62d; triple 62t; and home run 62hr. The baseball figurine 56 has a bat 64. The baseball figurine 56 can be rotated clockwise toward a cocked position and a food product 18 can be placed on the platform 54. The figurine 56 rotates counter-clockwise towards a launch position resulting in the bat engaging the food product 18 and directing the food product towards the baseball outfield wall 52 which projects upward from the lip 26 of the mug 50.

[0072] Referring to FIG. 2C, a front view of the mug 50 of FIG. 2A is shown. A side view of the mug 50 of FIG. 2A is shown in FIG. 2D. In addition to the baseball outfield wall 52 extending upward, the mug 50 has a design 42 which in this embodiment is a stitch pattern 44 formed on the exterior surface 30. A portion of the mug 50 is broken away to show a shaft 66 in FIG. 2C that extends from the baseball figurine 56. In an embodiment, the vessel 20 has a spring 68 that returns or swings the figurine 56 back once rotated. This allows the bat 64 of the figurine 56 to swing and hit an item, food product 18, off the platform 54 towards the outfield wall 52 that extends upwards from the mug 22 on the opposite side.

[0073] Referring to FIG. 3A, a perspective of an alternative mug 80 having a cross-section of a football at a lip 26 is shown. The extension indicative 36 in this embodiment is a football field goal post 82 extending from the lip 26 of the mug 80 near the handle 24. A football generally has a prolate spheroid shape; an elliptical shape. The elliptical shape provides a platform 54 on two opposite ends of the football shaped mug 80 with the football field goal post 82 extending from one platform 54, the platform adjacent to the handle 24.

[0074] Referring to FIG. 3B, a top view of the mug 80 of FIG. 3A is shown. The platform 54 is flat and has generally a triangular shape defined by the curved interior surface 28 of the mug 80 and the surface of the prolate spheroid, the exterior surface 30 of the mug 80. The handle 24 and the platform 54 are generally located at the end of the major axis of the prolate spheroid shape.

[0075] Referring to FIG. 3C, a front view of the mug 80 of FIG. 3A is shown. A side view of the mug 80 of FIG. 3A is shown in FIG. 3D. In addition to the football field goal post 82 extending upward, the mug 80 has a design 42 which in this embodiment is a pair of stripes 84 and a plurality of dimples 86 formed on the exterior surface 30. The design 42 can be modified based on the desire of the designer. For example, the mug 80 may not include dimples.

[0076] Referring to FIG. 3E, a perspective view of a mug 90 similar to that of FIG. 3A with a platform 92 which is inclined at the opposite end (apex) from the football field goal post 82 is shown. The inclined platform 92 allows a user 16 to flick a food product 18, such as mini-marshmallows, upwards toward the field goal post 82 that also includes netting for catching the flicked items.

[0077] While the flicking of a food product 18 is described with respect to the embodiment shown in FIG. 3E with the inclined platform 92, it is recognized that the platform 54,

which is not inclined, in FIGS. 3A-3D can also be used to flick a food product 18; other embodiments such as shown in FIGS. 5E and 7E show flicking a food product 18 off a non-inclined platform 54.

[0078] In the embodiment shown, the netting is formed of the same material as the post; however it is possible that that net could be made of other materials such as food grade plastic, food grade nylon, glass. It is contemplated that it would be generally preferred in an embodiment that the material be dishwasher safe.

[0079] Referring to FIGS. 4A-4D, a top view, perspective view, a front view, and a side view of an alternative embodiment of a mug 100 having a football figurine 102 extending from the end of the mug 100 having a handle 24 and a platform 54 on the opposite end that in part forms the cross-section of a football is shown. The vessel 20 has a figurine; the football figurine 102 can be used as the target as shown in FIGS. 4A-D, where a football figurine 102 with a pair of extended hands 104 being the designated target to try and throw or flick items such as a food product 18 towards the extended hands 104.

[0080] In an embodiment, the platform 54 has a recess or dimple 106. The recess 106 defines a position for holding the food product 18. The recess 106 is slight so it limits movement of the food product 18 when engaged by the user 16.

[0081] It is recognized that the platform 54 could be an inclined platform 92 such as shown in FIG. 3E.

[0082] Referring to FIG. 5A, a top view of a vessel 20 is shown. The vessel 20 is a bowl 110. The bowl 110 has a lip or rim 26 between an interior surface 28 and the exterior surface 30. While size is not claimed, the volume defined by the interior surface 28 is generally larger in a bowl than in a mug. The bowl 110 has an extension indicative 36, which in this embodiment is a soccer goal 114, which is formed integral with the bowl 110 and extends upward from the lip 26 of the bowl 110. The top of the soccer goal 114 over hangs a portion of the interior of the bowl 110.

[0083] Referring to FIG. 5B, a perspective view of the bowl 110 is shown. The extension indicative 36, the soccer goal 114, extends upward from the lip 26. The bowl 110 in addition to the soccer goal 114, has a design 42 including texture and coloring to look like a soccer ball. It is recognized that the coloring of the bowl 110 could be painted to represent a team color.

[0084] Referring to FIG. 5C, a front view of the bowl 110 of FIG. 5A is shown. A side view of the bowl 110 of FIG. 5A is shown in FIG. 5D. The lip or rim 26 has a uniform thickness around the bowl 110 in the embodiment shown.

[0085] Referring to FIG. 5E, a perspective view of a bowl 120 similar to that of the bowl 110 in FIGS. 5A-5D with a platform 122 which is at the opposite end (apex) from the soccer goal 114 is shown. The platform 122 differs in thickness with respect to the rest of the lip or rim 26 of the bowl 120. The platform 122 allows a user 16 to flick a food product 18, such as mini-marshmallows, toward the soccer goal 114 that also includes netting for catching the flicked items.

[0086] Referring to FIG. 6A, a perspective view of an alternative embodiment of a mug 130 having a soccer goal 114 extending from the lip 26 of the end of the mug 130 having a handle 24, as seen FIGS. 6B and 6D, and a platform 54 on the opposite end that has a rotatable soccer figurine 136 is shown. The mug 130 has an extension indicative 36 which in this embodiment is the soccer goal 114 extending from the lip 26

of the mug **130** near the handle **24**. The platform **54** of the mug **130** is a larger area of the lip or rim **26** on the side opposite from the handle **24**.

[0087] The mug **130** has similarities to the mug **50** of FIGS. 2A-2D that has the baseball figurine **56** on the platform **54**. While not shown in FIGS. 6A-6D, the rotatable soccer figurine **136** has a shaft that extends from the figurine **136**. In an embodiment, the vessel **20** has a spring that returns or swings the figurine **136** back towards the launch position once rotated. In the rotatable soccer figurine **136**, the player's right foot **138** is capable of swinging to "kick" an item, food product **18**, off the platform **54** towards the soccer goal **114** that extend upwards from the mug **22** on the opposite side.

[0088] FIG. 6B show a top view of the mug **130** of FIG. 6A. A front view of the mug **130** of FIG. 6A is shown in FIG. 6C. FIG. 6D is a side view of the mug **130** of FIG. 6A and shows the handle **24**. In addition to the soccer goal **114**, the mug **130** has a design **42** which in this embodiment is similar to that described above with respect to FIGS. 5A-5E.

[0089] It is recognized that embodiments can vary. For example, the vessel **20** of the embodiment with the rotatable soccer figurine could be a bowl and the vessel **20** of the embodiment shown in FIGS. 5A-5E could be a mug.

[0090] It is recognized that the vessel **20** can be formed to reflect various sports and/or activities. Referring to FIGS. 7A-7D, an alternative embodiment of a mug **140** has a hockey goal **142** extending from the end of the mug **140** having a handle **24** is shown. The exterior surface **30** has a design that resembles a hockey puck. FIG. 7E shows an alternative embodiment of a mug **146** having a platform **148** opposite the hockey goal **142**. The design **42** of the vessel **20** such as the mugs **140** and **148** can be modified based on the desire of the designer. For example, the mugs **140** and **148** can have a knurled or a smooth surface.

[0091] Referring to FIGS. 8A-8D, an alternative embodiment of a mug **150** with a rotatable hockey figurine **152** on a platform **148** opposite of the hockey goal **142** is shown. Similar to the embodiment of FIGS. 6A-6D, the figurine rotates. The rotatable hockey figurine **152** has a hockey stick **154** which engages the food product **18**.

[0092] Referring to FIG. 9A, a perspective view of a vessel **20**, a mug **160** is shown. In contrast to most of the embodiments shown, the mug **160** has more of a cylindrical shape than a dome shape. The mug **160** has the lip or rim **26** between the interior surface **28** and the exterior surface **30**. The mug **160** has an extension indicative **36**, which in this embodiment is a basketball backboard **162** and a basketball rim **164**, which is formed integral with the mug **162** and extends upward from the lip **26** of the mug **22** near the handle **24**.

[0093] Referring to FIG. 9B, a perspective view of an alternative embodiment of a mug **200** having a basketball backboard **162** and a net **206** extending from the lip **26** of the mug **200** is shown. The mug **200** has more of a dome shape than the mug **160** shown in FIG. 9A. The mug **200** has an extension indicative **36**, which in this embodiment is the basketball backboard **162**, the rim **164**, and the net **206**. The extension indicative **36** is formed integral with the mug **200** and extends upward from the handle **24** and lip **26** over the mug **200** such that the net **206** is entirely over the interior of the mug **200**.

[0094] The mug **200** in addition to the extension indicative **36** has a design **42** which includes the ribs **208**. In an embodiment, the exterior surface **30** is an orange color with the ribs **208** being a black color.

[0095] Referring to FIGS. 10A-10E, a play system **12** has a placemat **166** and at least one vessel **20**. FIG. 10A shows a hockey placemat **170**. FIG. 10B shows a soccer placemat **176**. The play on the play system **12** could be two players alternating shooting or throwing the food product **18** towards the opposite goal. For example the mug **140** or the bowl **110** can be placed at opposite ends of the mat where the goal would be located in the hockey rink or soccer field. A counter **196a** and **196b** such as shown in FIGS. 11A and 11B can be used to count goals.

[0096] Referring to FIG. 10C, a top view of a baseball field placemat **182** with a mug is shown. A user or a plurality of users could take turns hitting food product **18** towards the baseball outfield wall **52** on a mug such as shown in FIG. 2B. Dependent on the category **62** that the food product **18** hits, a token or another food product **18** can be moved around a baseball diamond **184** on the baseball field placemat **184**. A counter **196a** and **196b** such as shown in FIGS. 11A and 11B can be used to count runs.

[0097] Referring to FIG. 10E, a perspective view of a basketball court placemat **194** with a pair of mugs **200** is shown. The placemat **166** in this embodiment is a basketball court placemat **194**. The FIG. shows a pair of users **16** throwing food product **18** at the vessels **20**, basketball mugs **200** at the other end of the court.

[0098] Each of the mugs or bowls illustrated and described above may be configured to be incorporated with placemats that are illustrative of playing fields as shown in FIGS. 10A-10E and point counters (FIGS. 11A and 11B) may also be included in these setups and placed on the mats or connected to the mugs themselves. It is recognized that placemats for other activities such as basketball can be incorporated.

[0099] While several embodiments have been described herein that are exemplary of the present invention, one skilled in the art will recognize additional embodiments within the spirit and scope of the invention. Modification and variation can be made to the disclosed embodiments without departing from the scope of the disclosure. Those skilled in the art will appreciate that the applications of the embodiments disclosed herein are varied. Accordingly, additions and modifications can be made without departing from the principles of the disclosure. In this regard, it is intended that such changes would still fall within the scope of the disclosure. Therefore, this disclosure is not limited to particular embodiments, but is intended to cover modifications within the spirit and scope of the disclosure.

[0100] It is recognized that additional embodiments with platforms and sports equipment extending on the opposite end of the mug are contemplated. Platforms may vary in depth, incline, shape, having tees, or including rotatable figurines. For example other sports and/or activities such as golf, tennis, lacrosse, volleyball, and kick ball are contemplated.

[0101] It is recognized the handle size and curvature will be determined at the designer's discretion, to meet the design constraints above and still be functional.

[0102] It is recognized in some embodiments, the mug similar to shown may include an open top rim of 5 inch outside diameter and have capacity ranging from 16 fl. oz. up to 20 fl. oz., at the designer's discretion of what looks best for the entire mug.

[0103] It is recognized that the mug can be half-ball shaped, interrupted at the base by a cylindrical rim allowing a stable mug, the base rim diameter at designer's discretion. It is

recognized that the cup top rim height up from table will depend on the handle being practical, and the mug capacity, at the designer's discretion.

**[0104]** It is recognized that the vessel, the bowl or container may be more rectangular in shape with extending goals with nets on either side. In yet another embodiment, a hoop or ring with ramp or slide placed beneath the hoop or ring extends into the open portion of the container.

**[0105]** It is recognized that in shorter or less fluid capacity mugs, the hoop or rings extending over the open portion of the container may act as a stand to hold a straw upright and prevent it from falling over. This is especially useful with mugs, bowls, or other containers with shallow cavities.

What is claimed is:

- 1. A vessel comprising:
  - a container configured to hold a beverage having an open end and having a lip portion; and
  - an extension indicative of a sporting equipment extending from the lip that forms a target and positioned over the open end of the container.
- 2. A vessel of claim 1 further comprising a handle portion extending from a sidewall of the container defining a mug.
- 3. A vessel of claim 2 wherein the extension indicative of a sporting equipment extends from the handle portion.
- 4. A vessel of claim 3, further including a platform formed opposite of the sporting equipment.
- 5. A vessel of claim 4 wherein the platform has an incline.
- 6. A vessel of claim 4 wherein the platform has a recess adapted to receive a food product.
- 7. A vessel of claim 3 wherein the lip portion of the vessel is in the cross-sectional shape of a piece of sports equipment.
- 8. A vessel of claim 7, wherein the cross-sectional shape is a football.
- 9. A vessel of claim 7, wherein the cross-sectional shape is circular.
- 10. A vessel of claim 3 wherein the extension indicative of a sporting equipment is from the group of a baseball glove; an

outfield wall; a football goal post; a basketball backboard, a soccer goal; and a hockey net.

11. A vessel of claim 1 wherein the vessel is a bowl.

12. A vessel of claim 11, further including a platform formed opposite of the sporting equipment.

13. A vessel of claim 12 wherein the platform has an incline.

14. A vessel of claim 13 wherein the platform has a recess adapted to receive a food product.

15. A vessel of claim 11 wherein the lip portion of the vessel is in the cross-sectional shape of a piece of sports equipment.

16. A vessel of claim 15, wherein the cross-sectional shape is a football.

17. A vessel of claim 15, wherein the cross-sectional shape is circular.

18. A vessel of claim 11 wherein the extension indicative of a sporting equipment is from the group of a baseball glove; an outfield wall; a football goal post; a soccer goal; and a hockey net.

19. A play system comprising:

- at least one vessel including
  - a container configured to hold a beverage having an open end and having a lip; and
  - an extension indicative of a sporting equipment extending from the lip that forms a target and positioned over the open end of the container; and
  - a placemat for receiving the one vessel.

20. A play system of claim 19 wherein the vessel further comprises a handle portion extending from a sidewall of the container defining a mug.

21. A play system of claim 20 further including a platform formed opposite of the sporting equipment.

22. A play system of claim 21 wherein the platform has an incline.

23. A play system of claim 21 wherein the platform has a recess adapted to receive a food product.

\* \* \* \* \*