



US 20050194269A1

(19) **United States**

(12) **Patent Application Publication** (10) **Pub. No.: US 2005/0194269 A1**

Diaz Alonso

(43) **Pub. Date: Sep. 8, 2005**

(54) **CONTAINER WITH PROMOTIONAL BASE**

Jul. 7, 2004 (MX) PA/U/2004-000139

Jul. 15, 2004 (MX) PA/U/2004/000151

(76) Inventor: **Armando Diaz Alonso**, Cancun (MX)

Publication Classification

Correspondence Address:

ANDERSON, KILL & OLICK, P.C.
1251 AVENUE OF THE AMERICAS
NEW YORK, NY 10020-1182 (US)

(51) **Int. Cl.⁷** **B65D 77/00**

(52) **U.S. Cl.** **206/217; 206/457**

(21) Appl. No.: **10/971,595**

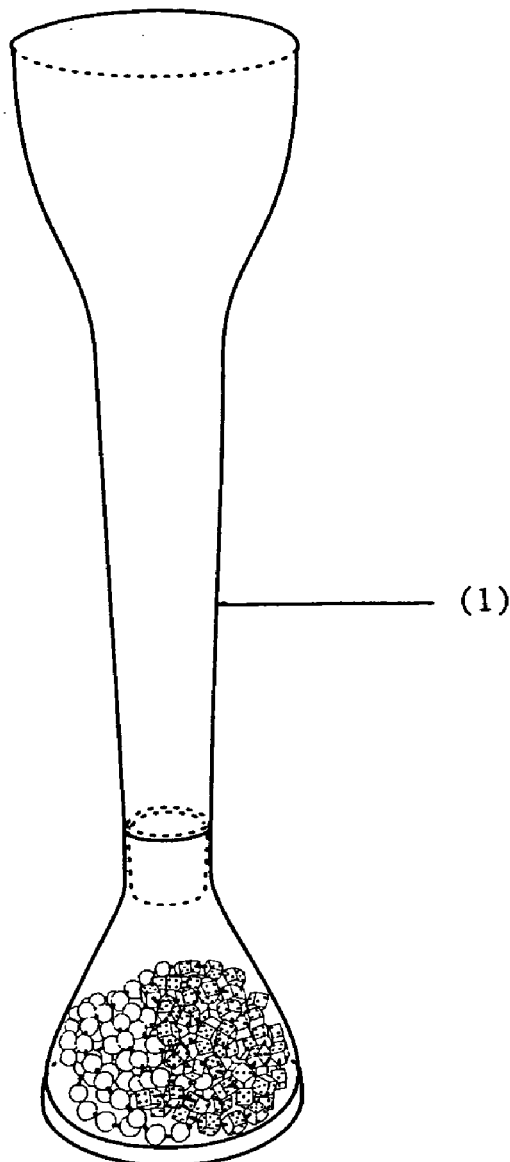
(57) **ABSTRACT**

(22) Filed: **Oct. 22, 2004**

The present application refers to a container comprising a cup, a joint and a base, wherein the latter defines a cavity where a lid is coupled to form a cavity, allowing the placement of an object that may be a decorative figure, a toy or a promotional means. In another embodiment, the base of the container is shaped to represent an object.

(30) **Foreign Application Priority Data**

Mar. 3, 2004 (MX) PA/U/2004-000056



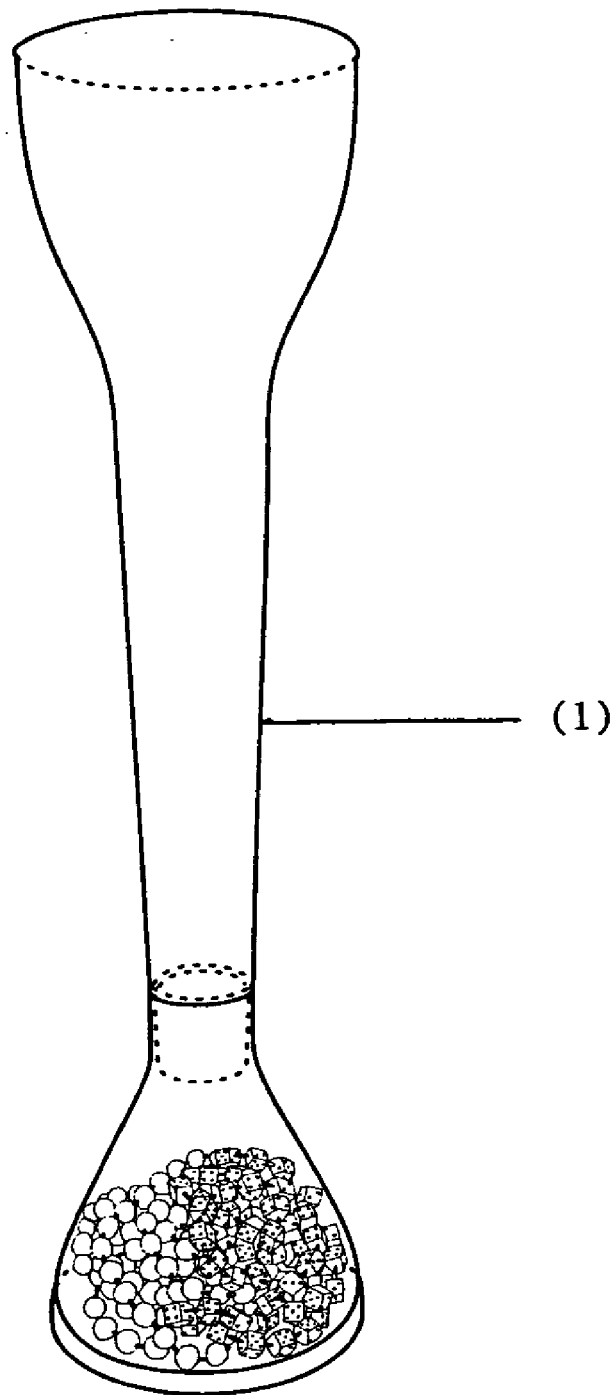


FIG. 1

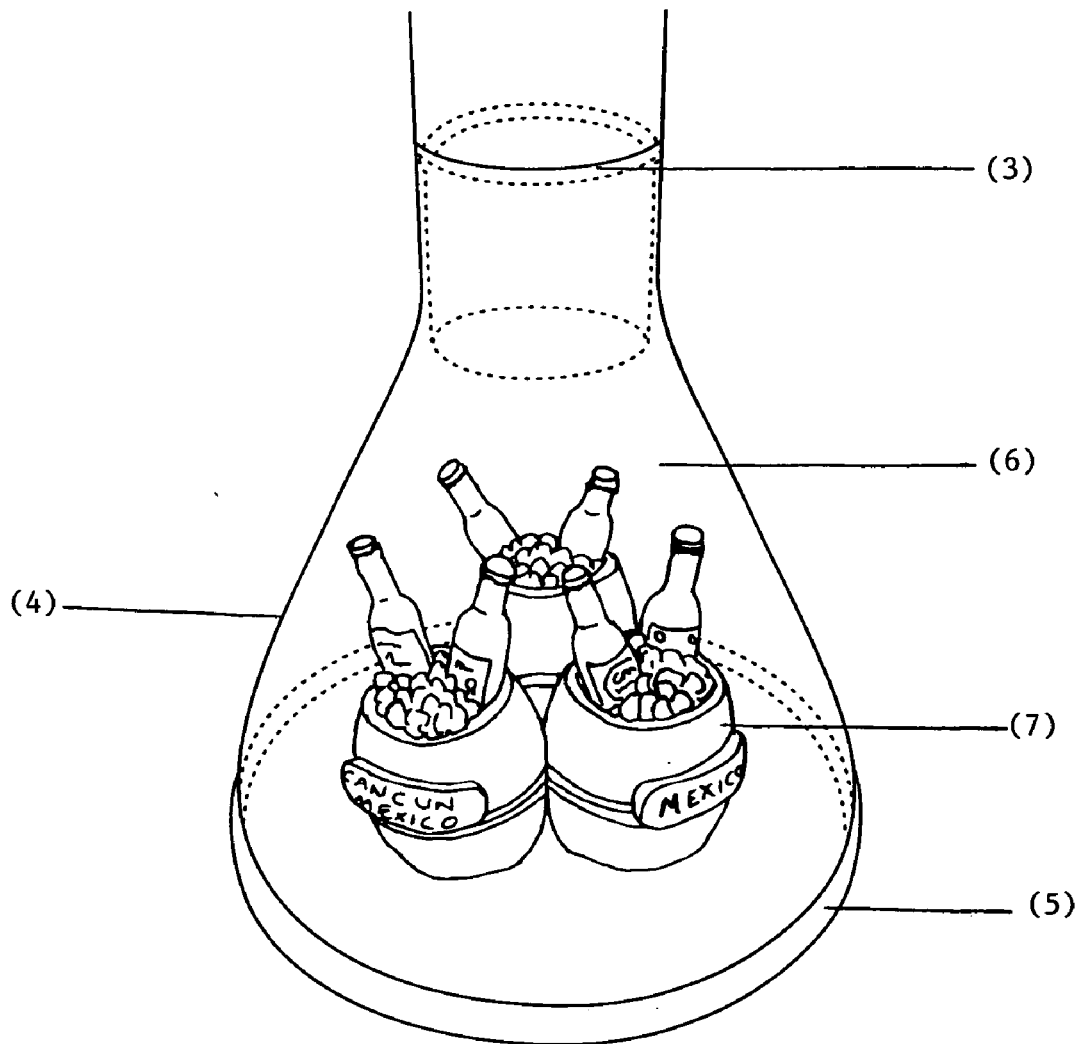


FIG. 2

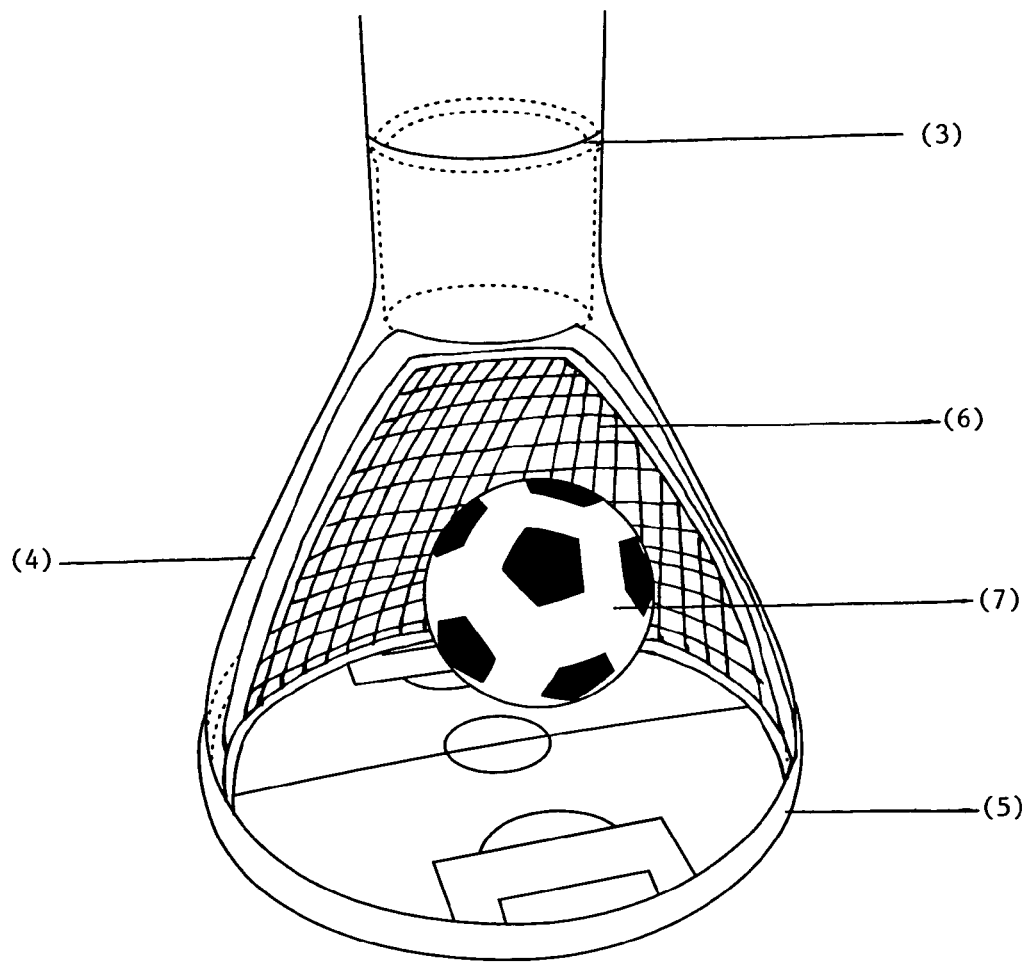


FIG. 3

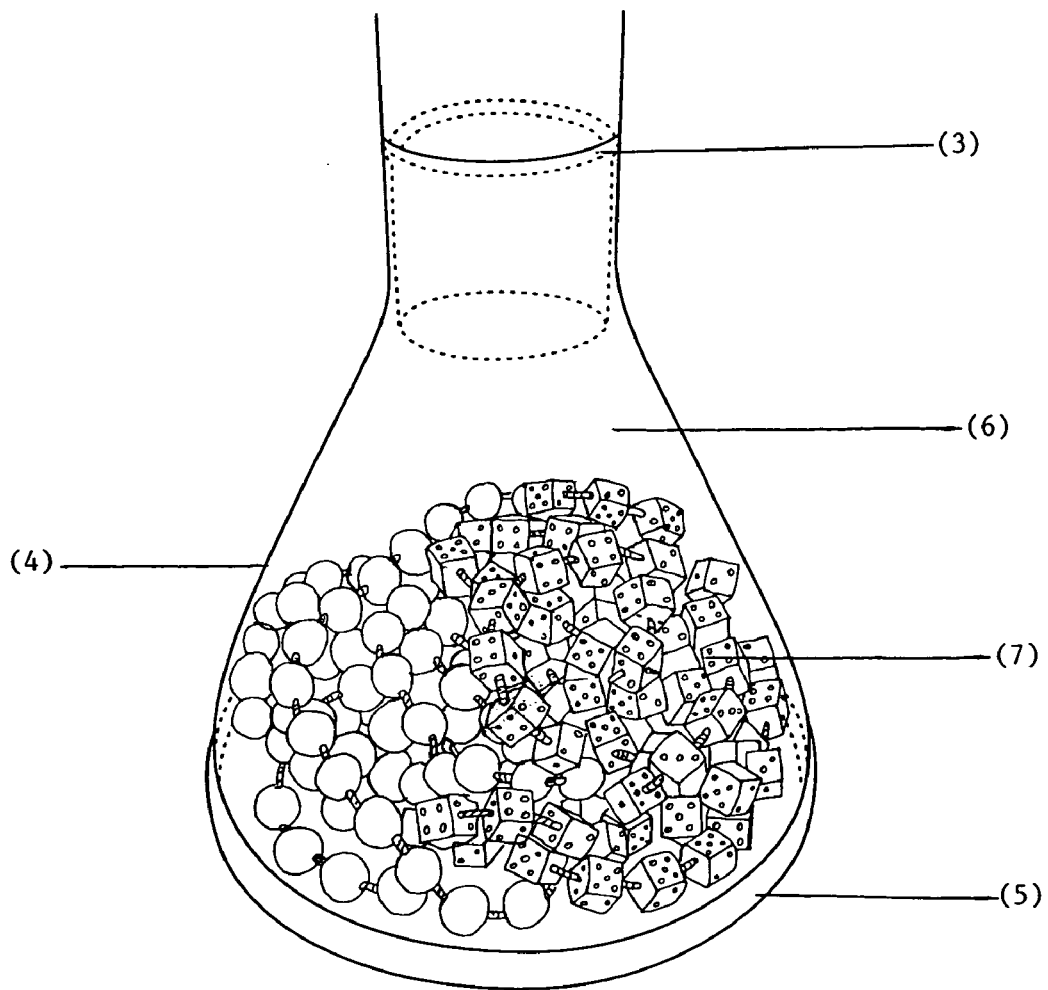


FIG. 4

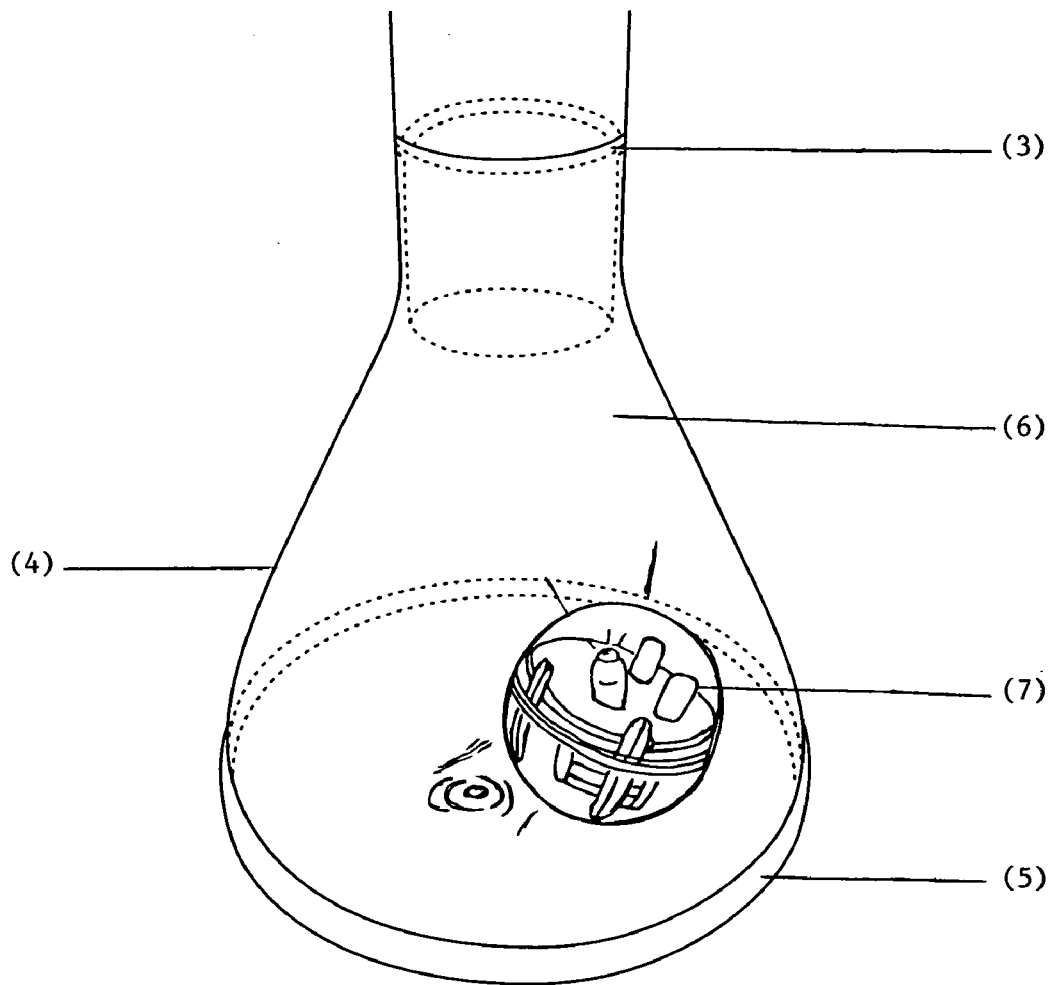


FIG. 5

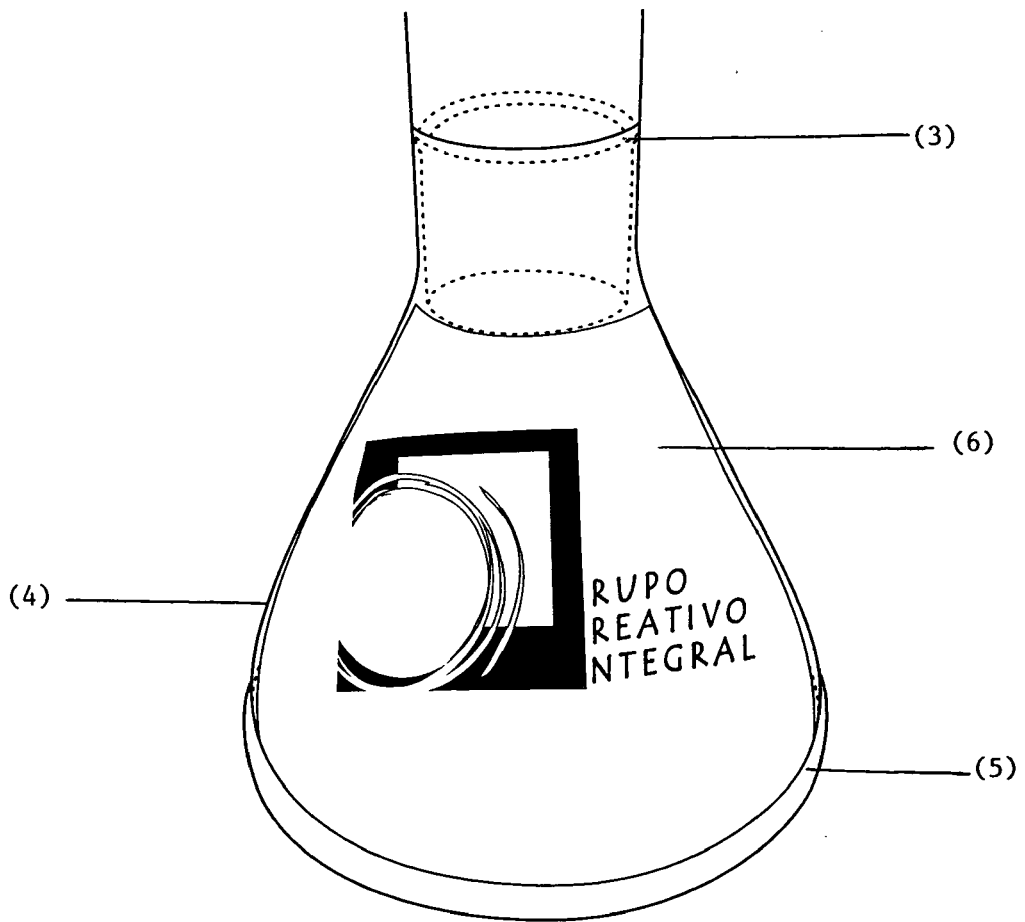


FIG. 6

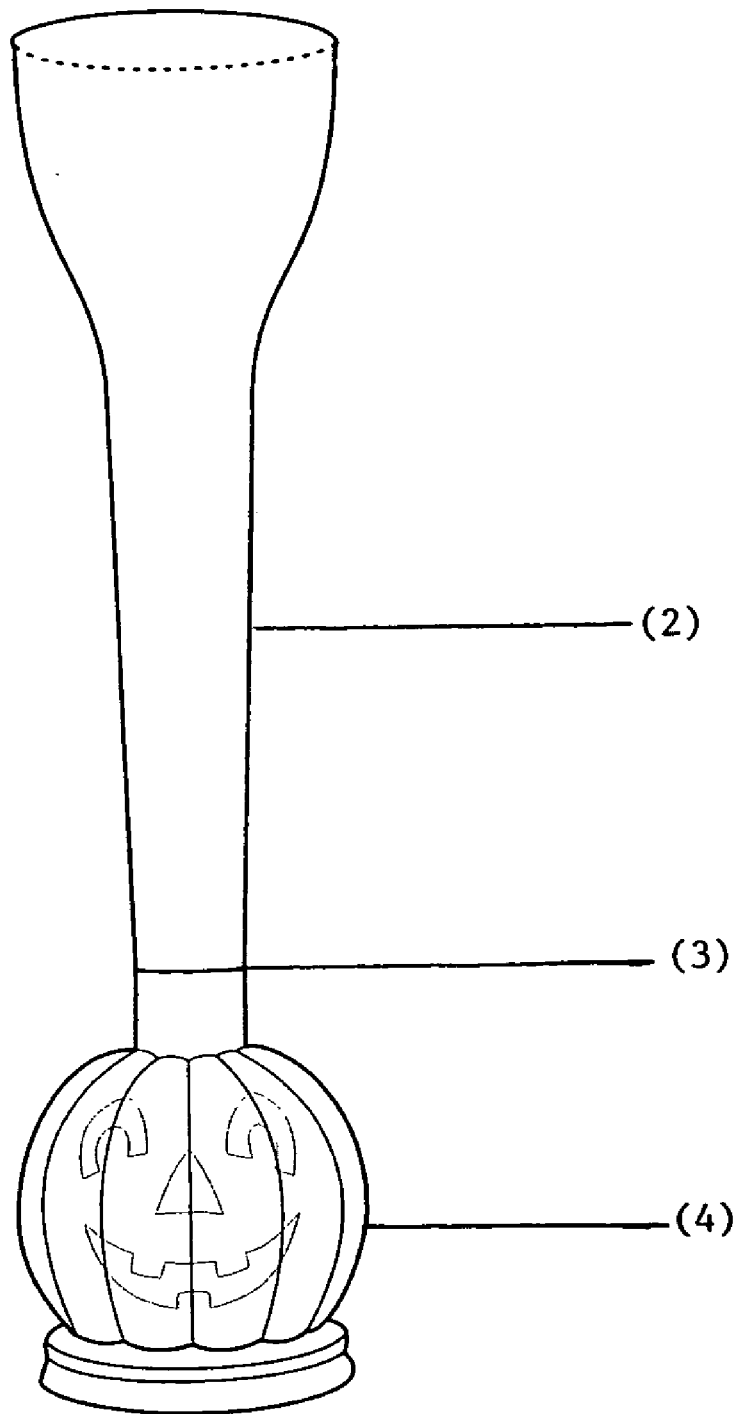


FIG. 7

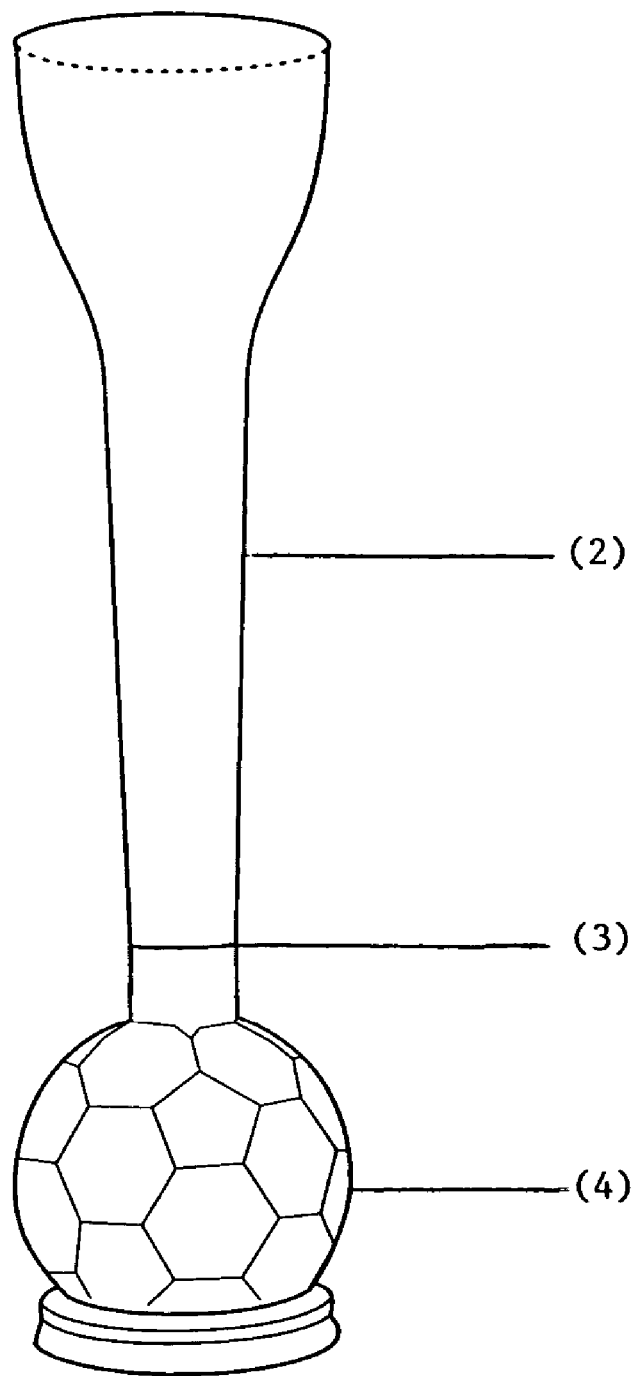


FIG. 8

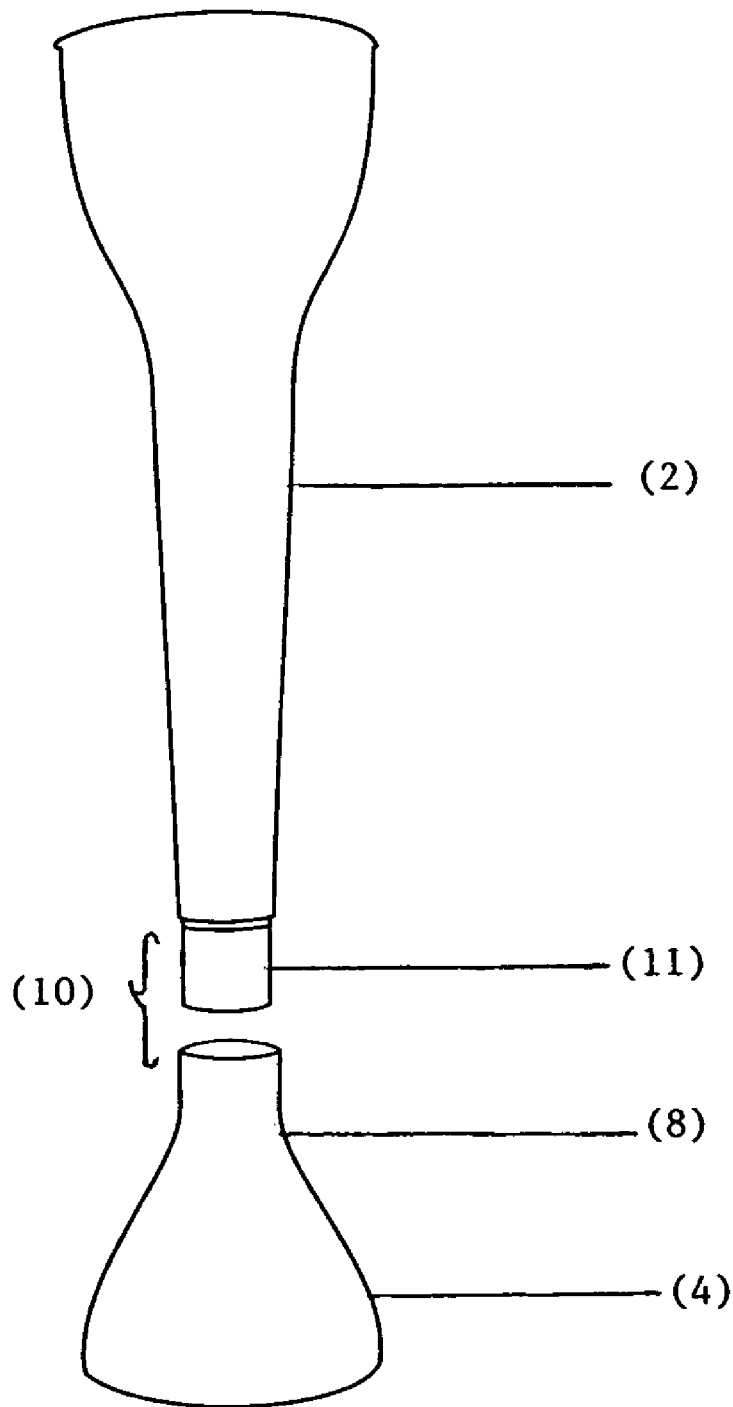


FIG. 9

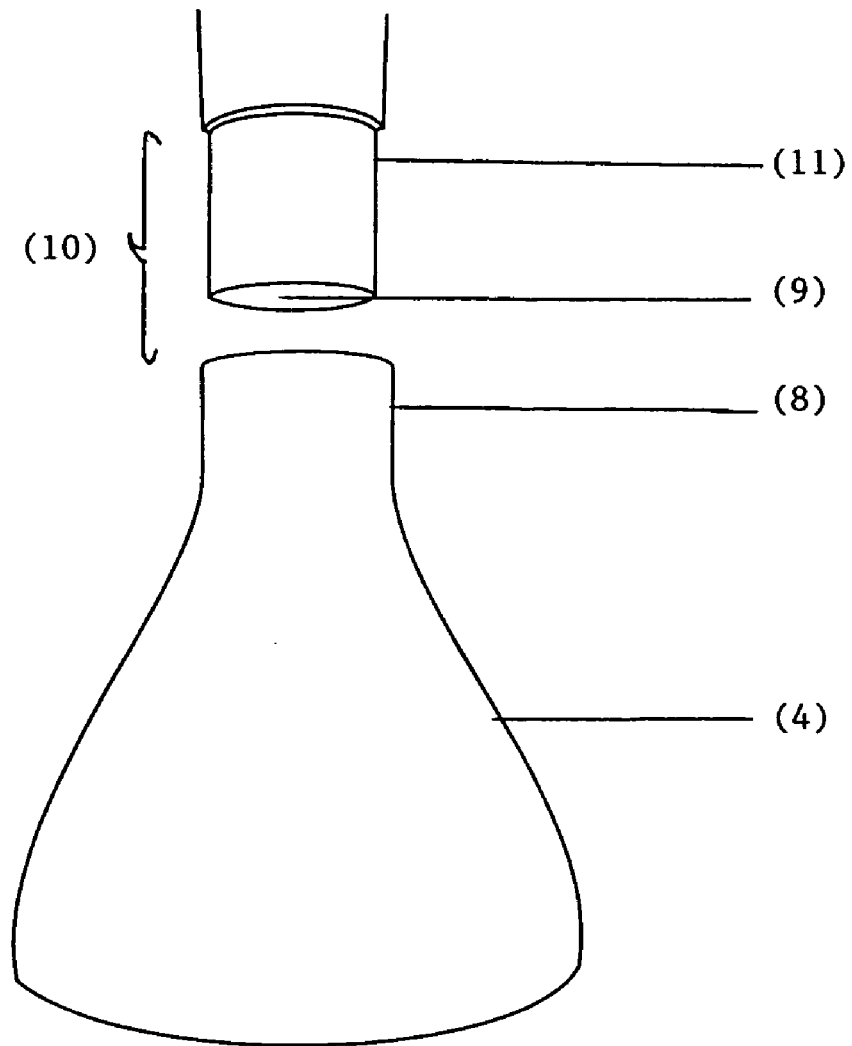


FIG. 10

CONTAINER WITH PROMOTIONAL BASE

BACKGROUND OF THE INVENTION

[0001] The present invention is related to containers of the type called yard, cup, glass or the like, intended not only to contain a beverage but to have a nice look to the consumer. Likewise, it is intended to create new forms of containers bearing advertising and promotional signs for products, brands, gifts, decorative elements, etc. to be easily transmitted to the consumer in a cheap and attractive fashion. Likewise, certain attempts have been made to provide a consumer with non-disposable containers to be kept upon consuming the beverage, including promotions to refill the beverage, change the outside of the container and to decorate the outside of the container, so that the user may keep the container and use it at home. In this regard, it is advisable to provide new and attractive forms of containers with an attractive look that may encourage users to keep them. Furthermore it is common that restaurants, bars, stadiums, cinemas, etc., may tend to provide container bearing certain promotional or advertising materials. In general, these containers require much space for transportation and storage purposes, which increase the costs thereof. Thus, it is advisable to have containers occupying minimum space, so that a large number may be transported and stored in a reduced space. The applicant has filed two patent applications on similar methods, to which File PA/u/2004/000056, Folio PA/E/2004/010846, and File PA/u/2004/000139, File PA/E/2004/034732, dated Mar. 3, 2004 and Jul. 7, 2004, respectively, were assigned.

SUMMARY OF THE INVENTION

[0002] One object of the invention is to provide a reusable container with a base related to certain types of promotion that may be attractive to the user.

[0003] One embodiment of the invention provides a container with a promotional base comprising an upper part or cup (2) formed from an enlarged hollow body which defines a cavity where the beverage shall be containerized with said upper part having one end which is open and a closed opposite end, a lower part (4), a joint (3) that couples the upper part to the lower part of the base of the container wherein the lower part includes a cavity (6), adapted to contain promotional means within the cavity of said base of the container and a lid forming a removable bottom to the cavity of said base. This container does not occupy much space for storage or transportation and may be easily assembled.

[0004] These and other objects of the invention shall be further detailed based on the following drawings.

BRIEF DESCRIPTION OF THE DRAWINGS

[0005] In order that the invention can be clearly understood and put into practical effect the invention will now be described with reference to the accompanying drawings which illustrate non-limiting embodiments of the present invention, and wherein:

[0006] FIG. 1 is a perspective view of the container according to an embodiment of the present invention.

[0007] FIG. 2 is a detailed view of the base of the container shown on FIG. 1.

[0008] FIGS. 3 to 6 show a number of alternative applications of the invention's container shown in FIGS. 1 and 2.

[0009] FIG. 7 shows the container according to another embodiment of the present invention.

[0010] FIG. 8 is another form of the application of the base of the container shown on FIG. 7 of the invention.

[0011] FIG. 9 is an exploded front perspective of the unassembled container with its two parts.

[0012] FIG. 10 shows the way in which the upper part or cup shall be attached to the base of the container.

DETAILED DESCRIPTION OF THE INVENTION

[0013] The aforementioned objects of the invention are accomplished by means of the invention shown on FIGS. 1 to 8, for which purpose references and terms have been assigned for each part of the depicted container. In this way, the preferential form of the container and the making of the invention and diverse embodiments of this container are referred to herein.

[0014] FIG. 1 shows a first embodiment of the container according to the present invention, depicting a container (1) preferentially called yard, which is formed from one single piece made of plastic, glass, etc., comprising a cup (2), a joint (3) and a base (4), the upper part of the yard formed from an enlarged body with a bottom part and an open-end upper part whose inner part defines a cavity wherein the beverage shall be containerized, in a cup-shaped form with a circular section that widens from the base towards the upper part, which cavity has a bottom defined by a wall in the joint (3), the base of the container (4) that defines a cavity (6) where a promotional means shall be placed, which may be an object or good as described below; a lid (5) couples to the lower part of the container, which lid shall be utilized as support to place an object or good and may be fixed to the container through pressure. Likewise, experts may vary the configuration of the cup (2) of the container shown in FIG. 1, and contain the beverage too, e.g., it may be a section shaped in the form of a quadrangle, oval, triangle, circle, or otherwise geometrical figure. Likewise, the container may be transparent or colored.

[0015] FIG. 2 shows the base of the container in a detailed fashion, the cavity (6) of the base may be noted closed in the lower part by the lid (5), an object (7) may be placed in the cavity, whether a decorative object, a toy, or a device shedding light or blinking color lights; furthermore, the lid may be decorated, e.g., with a promotional brand.

[0016] FIG. 3 shows an application in which the lid and the inner wall of the cavity may have an engraved court and hold an object related thereto, e.g., a soccer court may be engraved on the lid, and the wall of a goalie, placing a soccer ball, which enables the user to have a decorated cup without dumping but keeping the container. Furthermore, the court may be changed depending on the needs, e.g., a basketball, baseball, football, tennis, soccer or otherwise court, so that a decorative object is presented in combination with decorated lid and wall. It may further include diverse designs or figures, whether printed or borne in stickers or labels in the inside or outside.

[0017] FIG. 4 shows the application of the object or toy, which may be a decorative figure related to the visited place, e.g., a collar, a key chain, a toy, etc., so that the user may access the same by opening the lid and use the object.

[0018] FIG. 5 shows the application of a device shedding light, so that the effect of the light may be an attractive element when providing the beverage to the user and the container may not be dumped. This device may be fixed to the cavity or remain movable, e.g., a little ball turning on one or more lights through vibration.

[0019] A further form to utilize the cavity is in order to show product advertising, e.g., FIG. 6 depicts an application in which a paper or layer may be placed, so that the surface may totally or partially have space for showing a message. This layer is configured to be adapted in the interior of the base of the container, so that the same is adapted to the inner wall of the base and covered with the lid of the container, enabling the user to visually identify the advertising when receiving the beverage. This layer may further be placed on the outside or bear a direct printing, sticker or thermo shrinkable label to accomplish the desired advertising effect. In this case it is evident that the lid may be optional.

[0020] Another change that may be established is to have a different outside configuration of the base of the container to be shown, see FIGS. 7 and 8 in which the base of the container has an outside configuration, e.g., a pumpkin face or a soccer ball, which may be replaced by any kind of face or ball. In this case it becomes evident that the lid may be optional.

[0021] A further embodiment of the invention is shown in FIG. 9, in which the container is not integral or formed from one single piece, this is, the container may be assembled from two parts. The same references defined for the first embodiment are defined in the container, e.g., a yard comprised of three parts: an upper part or cup (2), an intermediate part or joint (3) and a base (4). The upper part of the yard formed from an enlarged body with a bottom part and an open-end upper part whose interior defines a cavity where the beverage shall be containerized. Like in the first embodiment, the upper part of the container may be shaped in the form of a cylinder, quadrangle, oval, rectangle, etc.

[0022] FIG. 10 shows in a detailed manner the upper part or cup (2) referencing the coupling of the cup with the base of the container, specifically called intermediate part or joint (3), whose function is to connect the upper part (2) of the container with the base of the container (4). It is mentioned that the bottom of the cup (2) may be closed, having a wall (9), or open, in which case a cap with a wall (9) is placed to be used as bottom of the cup (2). Any of the aforementioned forms needs to be made in a manner in which the bottom of the cup is hermetically sealed to contain the beverage; the joint (3) may preferentially be a pressure coupling in which a female part (8) and a male part (11) are utilized, so that they supplement each other, and when in contact and pressed against each other the upper part of the container (2) is coupled to the base of the container (4); concerning FIG. 10, this is accomplished by means of a joint (3) formed by a male part (11), including a section with certain height (10) and a female part (8) with a section substantially bigger than the male part (11), so that the same may be introduced into the section of the female part (8) achieving a firm coupling that provides the necessary hardness to the container being used.

[0023] It is provided that this embodiment contemplates the most important advantages and simplicity in its manufacturing, since by having the upper part or cup (2) sealed to the base the air tightness necessary to contain the beverage is obtained.

[0024] A corresponding container of applicant is disclosed in an application filed concurrently herewith entitled Model of Beverage Container, the disclosure of which is incorporated herein by reference.

What is claimed is:

1) A container with a promotional base comprising an upper part or cup (2) formed from an enlarged hollow body which defines a cavity where the beverage shall be containerized with said upper part having one end which is open and a closed opposite end, a lower part (4), a joint (3) that couples the upper part to the lower part of the base of the container wherein the lower part includes a cavity (6), adapted to contain promotional means within the cavity of said base of the container and a lid forming a removable bottom to the cavity of said base.

2) A container with a promotional base according to claim 1, comprising three parts.

3) A container with a promotional base according to claim 2, wherein the joint (3) is a pressure coupling.

4) A container with a promotional base according to claim 3, wherein the pressure coupling comprises a male part (11), including a section with certain height (10) and a female part (8) with a section substantially bigger than the male part (11), so that it may be introduced into the section of the female part (8) accomplishing a firm coupling that provides the necessary hardness to the container being used.

5) A container with a promotional base according to claim 1 and 2, wherein the promotional means is a decorative object, a toy or a promotional good.

6) A container with a promotional base according to claim 1 wherein the promotional means sheds light.

7) A container with a promotional base according to claim 1, wherein the lid has a defined space for decorative purposes.

8) A container with a promotional base according to claim 1, wherein the cavity in the base of the container has an inner wall leaving a space for placing a promotional means.

9) A container with a promotional base according to claim 8, wherein the promotional means is placed adjacent to the inner wall.

10) A container with a promotional base according to claim 1 that is integral.

11) A container with a promotional base according to claim 1, wherein the lid is fixed to the base of the container through pressure.

12) A container with a promotional base according to claim 1 that is transparent or colored.

13) A container with a promotional base according to claim 1 made of plastic.

14) A container with a promotional base according to claim 1, wherein the upper part is a section shaped in the form of a quadrangle, oval, triangle or circle.

15) A container with a promotional base according to claim 1, wherein the upper part may be shaped in the form of any geometrical figure.

16) A container with a promotional base comprising an upper part or cup (2) formed from an enlarged body with a bottom and an open-end upper part for forming a cavity in

said upper part where the beverage shall be containerized; a lower part and a joint (3) that couples the upper part to the lower part, wherein the lower part includes a cavity (6), where promotional means may be placed.

17) A container with a promotional base according to claim 16, comprising two parts.

18) A container with a promotional base according to claim 17, wherein the joint (3) is a pressure coupling.

19) A container with a promotional base according to claim 18, wherein the pressure coupling comprises a male part (11) including a section having a specified height (10) and a female part (8) with a section substantially bigger than the male part (11), so that it may be introduced into the section of the female part (8) accomplishing a firm coupling.

20) A container with a promotional base according to claim 17, wherein the promotional means is a decorative object or a toy.

21) A container with a promotional base according to claim 16, wherein each part is integral to one another.

22) A container with a promotional base according to claim 16, wherein the base defines sport goods.

23) A container with a promotional base according to claim 22, wherein the sport goods are balls or products representing any sport.

24) A container with a promotional base according to claim 16, wherein the base includes faces, figures or representations of diverse characters.

25) A container with a promotional base according to claim 16, further comprising a lid fixed to the lower part of the base of the container.

26) A container with a promotional base according to claim 25, wherein the lid is fixed to the base of the container through pressure.

27) A container with a promotional base according to claim 16, that is transparent or colored.

28) A container with a promotional based according to claim 16, composed of plastic.

29) A container with a promotional base according to claim 16, wherein the upper part is shaped in the form of a quadrangle, oval, triangle or circle.

30) A container with a promotional base according to claim 16, wherein the upper part may be shaped in the form of any geometrical figure.

* * * * *