



(19) **United States**

(12) **Patent Application Publication**

Cho

(10) **Pub. No.: US 2003/0088900 A1**

(43) **Pub. Date: May 15, 2003**

(54) **SHIN GUARD**

(52) **U.S. Cl. .... 2/22**

(75) Inventor: **Man-Hee Cho**, Kyungki-do (KR)

Correspondence Address:  
**Ladas & Parry**  
**26 West 61 Street**  
**New York, NY 10023 (US)**

(73) Assignee: **HWI KIM**

(21) Appl. No.: **10/122,574**

(22) Filed: **Apr. 15, 2002**

(30) **Foreign Application Priority Data**

Nov. 14, 2001 (KR) ..... U 2001-35014

**Publication Classification**

(51) **Int. Cl.<sup>7</sup> ..... A41D 13/06; A41D 13/00**

(57) **ABSTRACT**

The present invention relates to a shin guard, and in particular to a shin guard which is well adapted irrespective of a body shape of a user based on a flexible construction and is capable of implementing a good ventilation and an easier sweat exhaust. The shin guard according to the present invention includes a plate shaped smooth synthetic resin cover in which a plurality of mesh ventilation holes are formed in the whole surfaces of the cover, said cover being curved for thereby being well stuck to a shin of a user, and a foam synthetic resin buffering plate which is attached to a back surface of the cover and includes a plurality of ventilation holes corresponding to the mesh ventilation holes formed in the cover and a plurality of protrusions in the back surface of the same for thereby implementing a good ventilation through each ventilation hole.

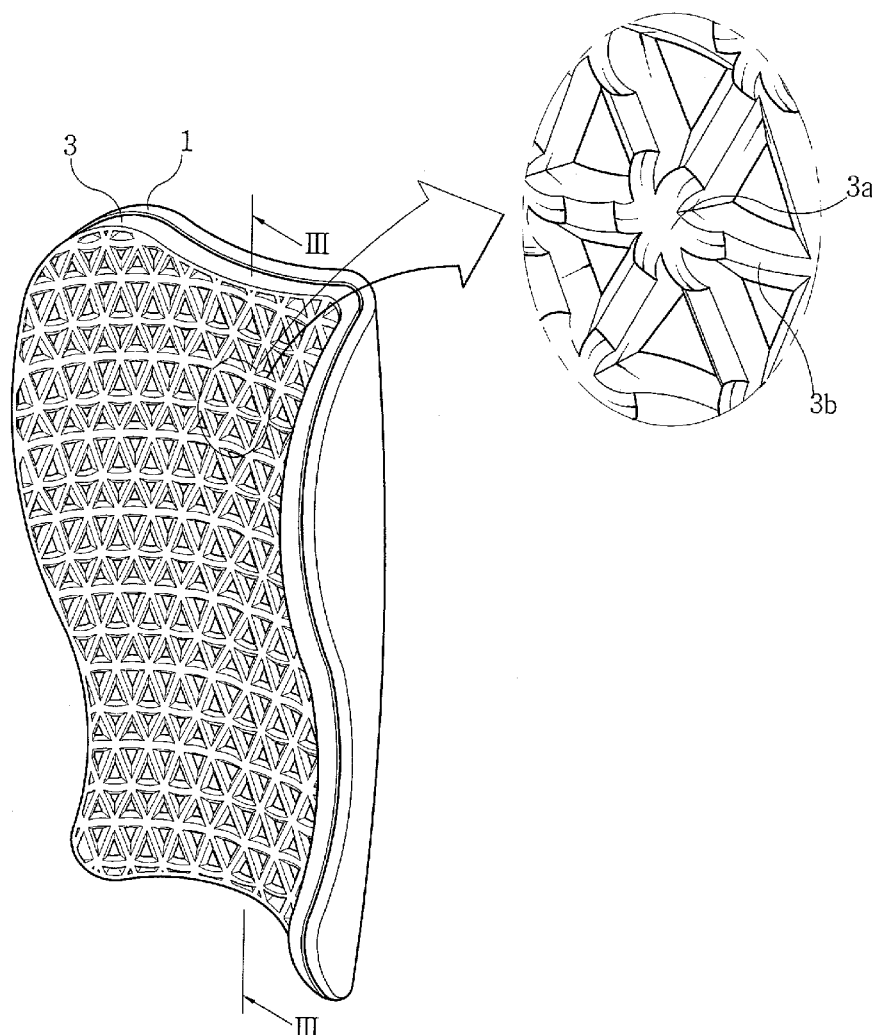


Fig 1

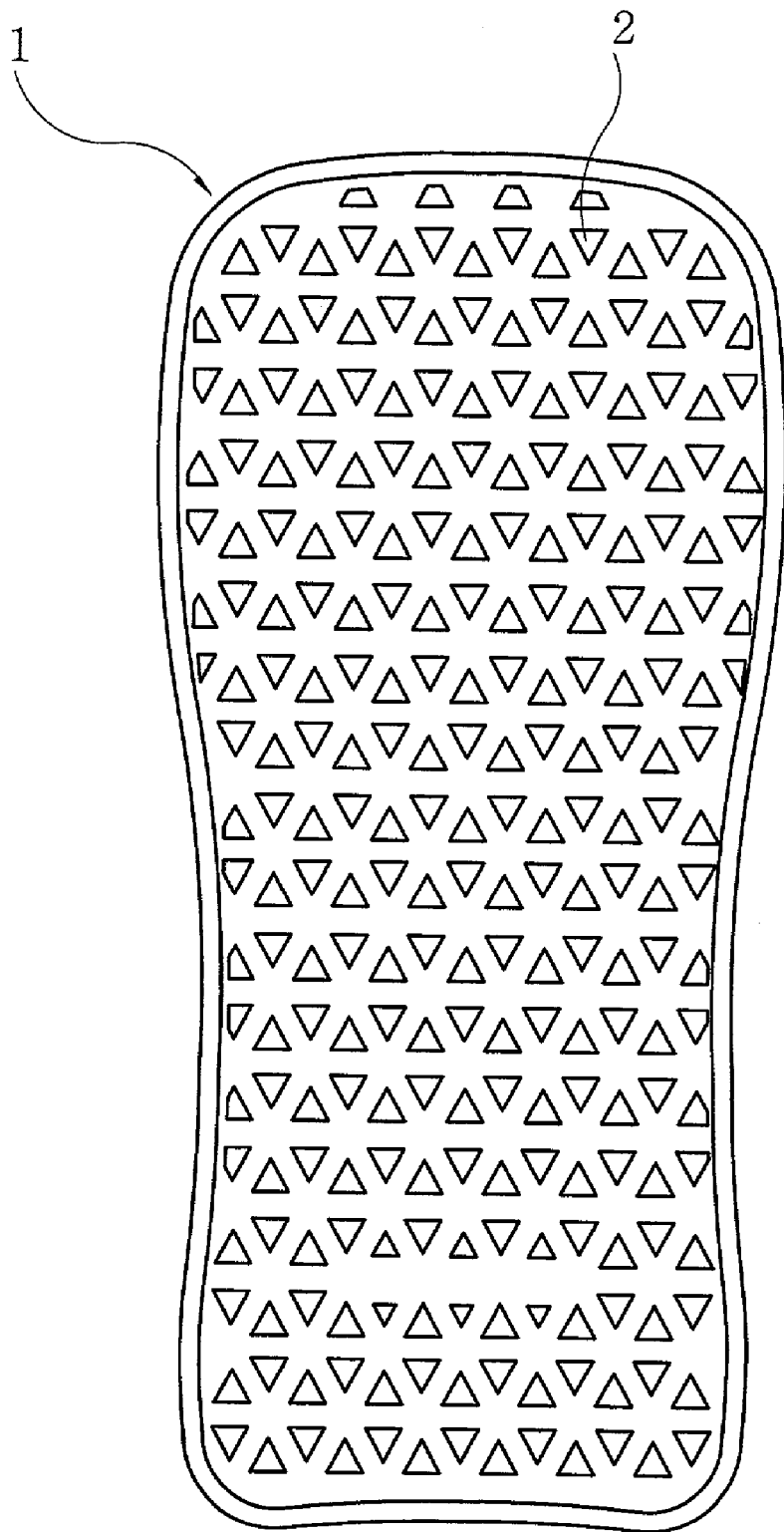


Fig 2

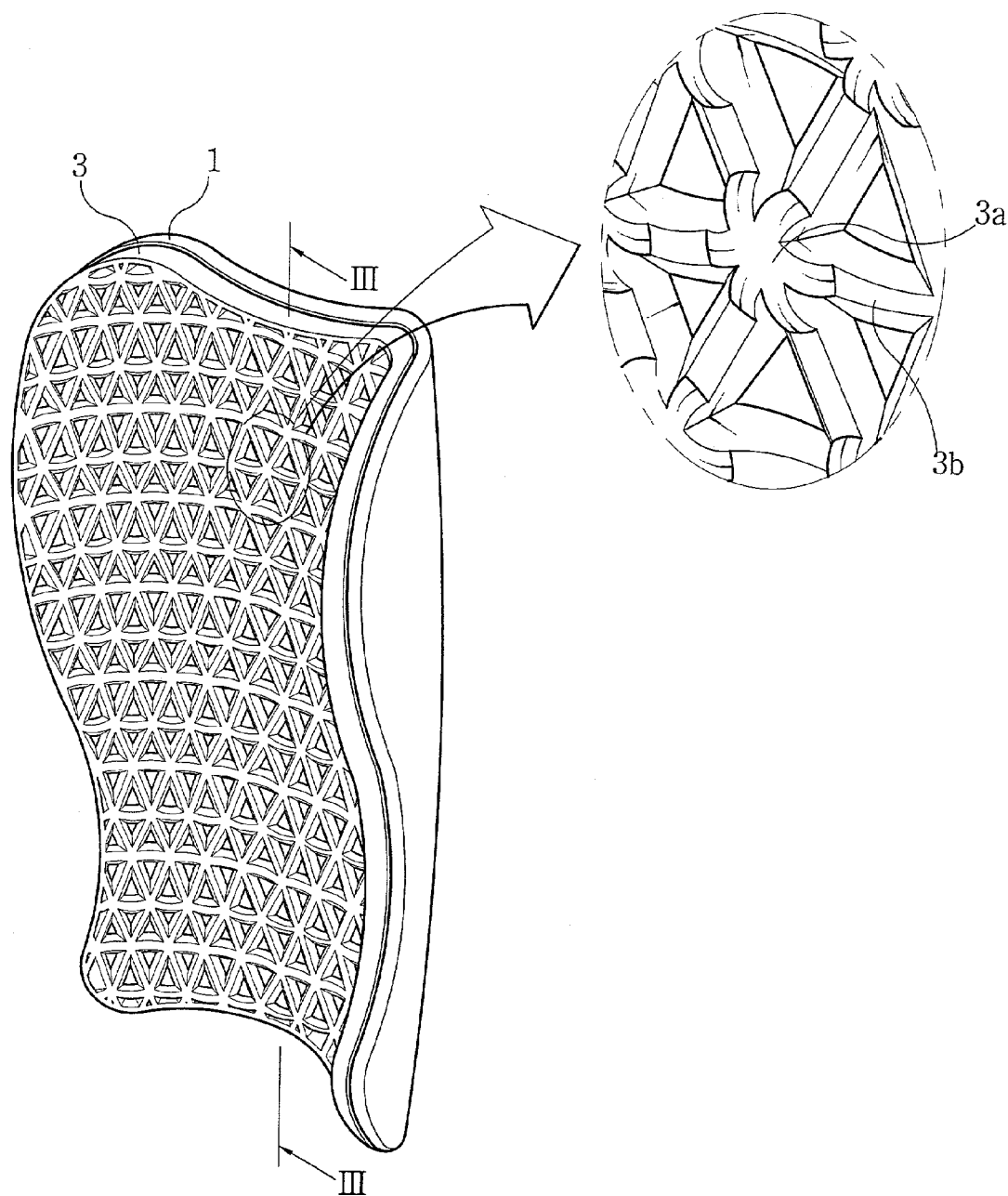
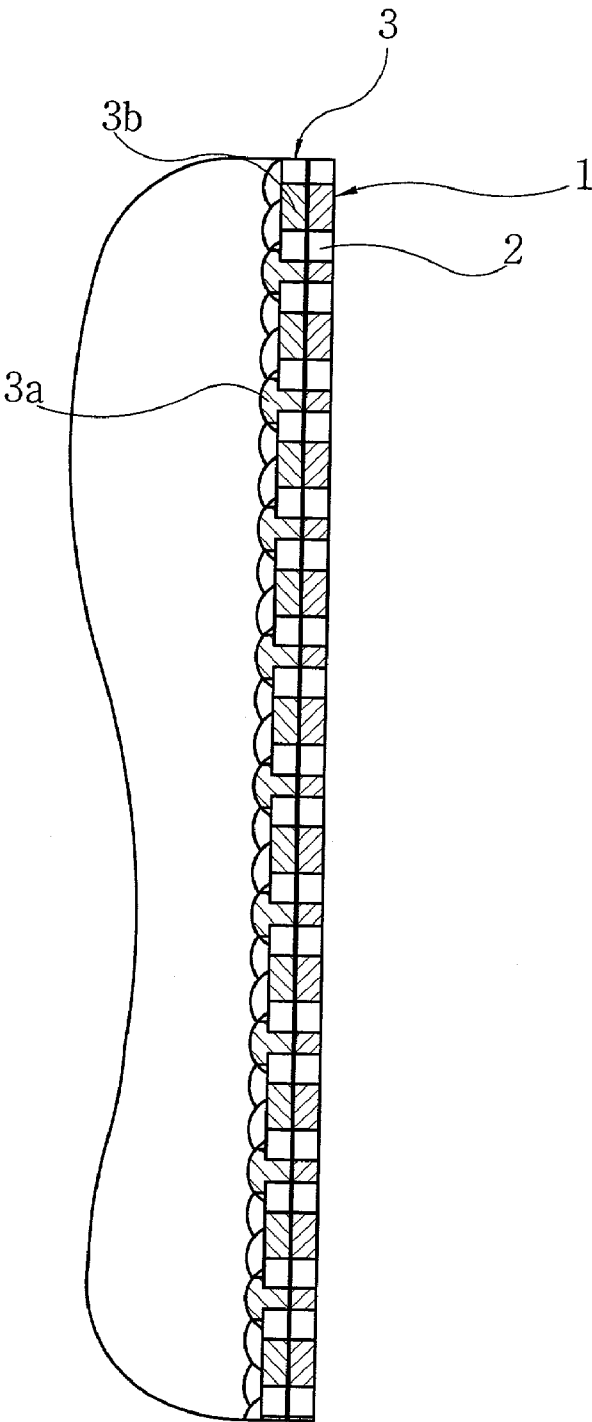


Fig 3



## SHIN GUARD

### BACKGROUND OF THE INVENTION

#### [0001] 1. Field of the Invention

[0002] The present invention relates to a shin guard, and in particular to a shin guard which is well adapted irrespective of a body shape of a user based on a flexible construction and is capable of implementing a good ventilation and an easier sweat exhaust.

#### [0003] 2. Description of the Background Art

[0004] Generally, a shin guard is basically directed to preventing a certain external impact when a user performs a sports activity such as a dynamic activity for thereby protecting a user's shin and a certain damage of a shin.

[0005] A conventional shin guard is formed of a hard synthetic resin cover for protecting a shin. In addition, a ventilation hole is formed only in a certain part of a shin protection member for thereby exhausting sweat there-through and implementing a ventilation operation.

[0006] Since the above conventional shin protection member is formed of a hard synthetic resin, a cover is not flexible. Therefore, it is impossible to satisfy a desired wearing feel of each user because the user's body shapes and characteristics are different. In addition, since the cover is not flexible, the cover may damage a user's shin for thereby causing an inconvenience for using the same. Therefore, the users must buy a desired shin guard which is well adapted to a user's body shape and characteristic for thereby causing an inconvenience. Since a shin guard fabricator fabricates various type shin guards which are well adapted to the user's different body shapes and characteristics, so that a fabrication cost is increased.

[0007] In addition, a ventilation hole is formed only in a part of a shin protection member, a ventilation and sweat exhaust of a sweating shin are not easily implemented, so that a shin skin is easily damaged due to a non-exhausted sweat in a portion in which a ventilation and sweat exhaust are not implemented when a user wears a shin guard for a long time. In addition, the shin guard formed of a hard synthetic resin is heavy, a fatigue is increased when a user uses a shin guard for a long time.

### SUMMARY OF THE INVENTION

[0008] Accordingly, it is an object of the present invention to provide a shin guard which overcomes the problems encountered in the conventional art.

[0009] It is another object of the present invention to provide a shin guard which is well adapted to a user irrespective of a user body shape based on a flexible smooth synthetic resin cover and is capable of implementing a good ventilation and sweat exhaust using an embossed foam material and preventing a user's fatigue based on a light weight of a shin guard.

[0010] To achieve the above objects, there is provided a shin guard which includes a plate shaped smooth synthetic resin cover in which a plurality of mesh ventilation holes are formed in the whole surfaces of the cover, said cover being curved for thereby being well stuck to a shin of a user, and a foam synthetic resin buffering plate which is attached to a

back surface of the cover and includes a plurality of ventilation holes corresponding to the mesh ventilation holes formed in the cover and a plurality of protrusions in the back surface of the same for thereby implementing a good ventilation through each ventilation hole.

### BRIEF DESCRIPTION OF THE DRAWINGS

[0011] The present invention will become better understood with reference to the accompanying drawings which are given only by way of illustration and thus are not limitative of the present invention, wherein;

[0012] **FIG. 1** is a front view illustrating a shin guard according to the present invention;

[0013] **FIG. 2** is a back perspective view illustrating a shin guard according to the present invention; and

[0014] **FIG. 3** is a cross-sectional view taken along line III-III of a shin guard according to the present invention.

### DETAILED DESCRIPTION OF THE PREFERRED EMBODIMENTS

[0015] The construction and operation of a shin guard according to the present invention will be explained with reference to the accompanying drawings.

[0016] As shown in **FIGS. 1 and 2**, a shin guard according to the present invention includes a cover **1** and a buffering plate **3**.

[0017] The above cover **1** is formed in a curved plate shape for thereby being well stuck to a shin of a human body. The material of the cover **1** is a smooth synthetic resin, so that the cover **1** is flexible irrespective of a user's body shape and characteristic. A plurality of triangle mesh ventilation holes **2** are formed in the whole surfaces of the cover **1**. Therefore, a user's sweat is easily exhausted through the above ventilation holes **2**. In addition, since the above ventilation holes **2** are formed in the whole surfaces of the cover **1**, the weight of the shin guard is decreased for thereby implementing a good wearing feel.

[0018] As shown in **FIG. 2**, the buffering plate **3** is formed of a foam material having a certain thickness. The above buffering plate **3** is attached to a back surface of the cover **1** for thereby effectively buffering an external impact applied thereto. A plurality of ventilation holes are formed in the buffering plate **3** in such a manner that the above ventilation holes correspond to the triangle shaped mesh ventilation holes **2** of the cover **1**. A plurality of protrusions **3a** are formed in a back surface of the buffering plate **3**, namely, in a portion which directly contacts with a user's shin for thereby implementing an easier ventilation between the ventilation holes. Therefore, even when a user uses the shin guard according to the present invention for a long time, it is possible to implement an effective ventilation and sweat exhaust for thereby preventing a certain damage due to a non-exhausted sweat.

[0019] As shown in **FIG. 3**, the protrusions **3a** are protruded higher than the portions **3b** in which the ventilation holes are formed, for thereby implementing an easier ventilation through each ventilation hole. The above protrusions **3a** are formed in the whole back surfaces of the buffering plate **3** at a regular interval.

[0020] Accordingly, in the shin guard according to the present invention, since the shin guard is light, it is possible to decrease a fatigue of a football player who uses a shin guard for a long time. In addition, in the shin guard, since a ventilation is effectively implemented, it is possible to enhance a game performance.

[0021] As the present invention may be embodied in several forms without departing from the spirit or essential characteristics thereof, it should also be understood that the above-described embodiments are not limited by any of the details of the foregoing description, unless otherwise specified, but rather should be construed broadly within its spirit and scope as defined in the appended claims, and therefore all changes and modifications that fall within the meets and bounds of the claims, or equivalences of such meets and bounds are therefore intended to be embraced by the appended claims.

What is claimed is:

1. A shin guard, comprising:

a plate shaped smooth synthetic resin cover in which a plurality of mesh ventilation holes are formed in the whole surfaces of the cover, said cover being curved for thereby being well stuck to a shin of a user; and

a foam synthetic resin buffering plate which is attached to a back surface of the cover and includes a plurality of ventilation holes corresponding to the mesh ventilation holes formed in the cover and a plurality of protrusions in the back surface of the same for thereby implementing a good ventilation through each ventilation hole.

\* \* \* \* \*